

# ITALIAN

## HEADSTART



**MODULES I-III**

**DEFENSE LANGUAGE INSTITUTE, FOREIGN LANGUAGE CENTER**

# ITALIAN HEADSTART



Michelangelo's David

Photo: Rico Heil  
cc-by-sa-3.0

## Modules I-III

**FIRST EDITION  
JANUARY 1985**

Defense Language Institute, Foreign Language Center



Note: Original pictures have been replaced with equivalent Creative Commons ones. October 2009.

## PICTURE CREDITS

DLIFLC thanks the following Monterey Peninsula businesses for providing background locations and personnel for the photographs used in this book.

- Holman's Department Store, Pacific Grove, CA
- Troia's Market, Monterey, CA
- Russell's Camera West, Monterey, CA
- La Maison Du Croissant, Monterey, CA
- Cardinale's Fine Shoes, Carmel, CA
- Feriozzi of Roma, Carmel, CA

This version has replaced the original photographs with Creative commons or other freely licensed versions.

# CONTENTS

STUDENT GUIDE		1
PHONOLOGY		10
MODULE I	GETTING TO KNOW YOU	
	Objectives	16
Unit 1	Greetings and Introductions	21
	Conversazione	23
	Notes on the Conversation	24
	Exercises	25
	Self-evaluation Quiz	30
Unit 2	How Long Have You Been in Italy?	31
	Conversazione	33
	Notes on the Conversation	34
	Exercises	35
	Self-evaluation Quiz	48
Unit 3	Do You Work at NSA?	49
	Conversazione	51
	Notes on the Conversation	52
	Exercises	53
	Self-evaluation Quiz	60
Unit 4	Where Do You Live?	61
	Conversazione	63
	Notes on the Conversation	64
	Exercises	65
	Self-evaluation Quiz	72
Expansion		
Unit	It's Warm!	73
	Conversazione	75
	Notes on the Conversation	76
	Exercises	77
Glossary		81
MODULE II	TRAVELING	
	Objectives	88
Unit 1	At the Taxi Stand	91
	Conversazione	93
	Notes on the Conversation	94
	Exercises	95
	Self-evaluation Quiz	106


Unit 2	At the Railroad Station	107
	Conversazione	109
	Notes on the Conversation	110
	Exercises	113
	Self-evaluation Quiz	125
Unit 3	On the Bus	129
	Conversazione	131
	Notes on the Conversation	132
	Exercises	133
	Self-evaluation Quiz	139
Unit 4	At the Gas Station	141
	Conversazione	143
	Notes on the Conversation	144
	Exercises	145
	Self-evaluation Quiz	156
Expansion Unit	Emergencies on the Road	161
	Conversazione	163
	Notes on the Conversation	164
	Exercises	165
Glossary		169
MODULE III	EATING AT A RESTAURANT	
	Objectives	181
Unit 1	Ordering Aperitifs	183
	Conversazione	185
	Notes on the Conversation	186
	Exercises	187
	Self-evaluation Quiz	194
Unit 2	Ordering a Meal and Drinks	195
	Conversazione	197
	Notes on the Conversation	198
	Exercises	199
	Self-evaluation Quiz	211
Unit 3	Ordering Desserts and Coffee and Asking for the Check	213
	Conversazione	215
	Notes on the Conversation	216
	Exercises	217
	Self-evaluation Quiz	224

Expansion		
Unit	Breakfast	225
	Conversazione	227
	Notes on the Conversation	228
	Exercises	230
Glossary		234
Keys to Exercises and Self-evaluation Quizzes		243



# STUDENT GUIDE


You are about to begin a course designed to enable you to communicate in situations which you are likely to encounter in Italy. The emphasis of the course is on speaking and understanding Italian, and you will be working extensively with tapes. You will also learn to read traffic signs and signs found in public buildings.



"Different strokes for . . . ."

Individual learning styles vary, and we have built a certain amount of flexibility into the materials to accommodate these variations. The recommendations that we make here have been successful for most students. If you have approaches that work better for you, by all means, use them.

1. We discourage you from trying to read the Italian without listening to the tape. If you attempt to read first and then listen to the tape, you will quickly discover that in many cases what you hear doesn't sound anything like what you see, and you will have wasted valuable time.



"What you see is not what you get!"



You will notice that when some words are pronounced by themselves, they will sound different from the way they sound in a sentence. Look at the English sentence "Did you eat yet?" which usually comes out sounding something like "Jeetjet?" Italian is no different, so pay careful attention to the way words combine with each other in sentences.

Wadayawannahavulunch?



"caffè espresso"

2. You should never repeat anything you don't understand. This does not mean that you must be able to translate everything word for word; it simply means that you should be able to attach a meaning to what you hear and repeat.


A good technique is to try to form pictures of what you are repeating. In certain kinds of exercises you will find yourself becoming very adept at making the correct responses without being aware of what you're saying.

Guard against this! Always think about what you're saying. When you begin to think in Italian, you'll find it much easier to monitor what you're saying. It won't matter if there is no word-for-word correspondence between the Italian and English, because you won't be thinking in English and translating words--you'll be translating thoughts.




Ho due bambini.

3. You may need to refer to your book the first time you do some exercises, but don't be satisfied with your performance until you can do the tape without referring to the book. If you cannot keep up with the tape, take it a bit slower; stop the tape and give yourself time to formulate your response; repeat the exercise a couple of times. If you still can't keep up, go on to the next exercise or take a break and then try again.




Slow-w-w-w . . . down .



4. At first it will seem as if you are never going to be able to make some of the sounds you hear. Remember, you are overcoming 20, 30, 40, or more years of speech habit and your muscles will need some retraining. It's almost as though you suddenly had to start writing with your other hand; it can be done, but it will take some practice. Remember to enunciate clearly, to articulate distinctly, and to project your voice as if you were the anchorman broadcasting the six o'clock news.

5. You will sometimes find grammar notes and literal translations in the Notes on the Conversation immediately following the Conversation, and sometimes, as appropriate, with the Exercises. The grammar notes are important only if they fit your particular learning style and make it easier for you to learn the material. Memorizing grammar rules is not an objective of this course.



6. Lastly, and most importantly, practice speaking Italian at every opportunity; talk to your instructor, to your classmates, to yourself. Use what you have learned. Don't be afraid to experiment with the words and structures you learn.

Play with the language! Make new sentences--even if you have to use an English word. Express your thoughts--that's what language is all about.



Speak!

## DESCRIPTION OF COURSE

The Italian Headstart for Italy program consists of a unit on Italian pronunciation and five modules with accompanying tapes. The pronunciation unit gives you some hints on Italian sounds and the Italian writing system. The emphasis has, of course, been put on differences between English and Italian and not on similarities. You'll find examples of how these sounds are commonly written.

Each of the five modules is divided into units (three to five units per module). The units of Modules IV and V are further divided into parts; each part or unit of Modules IV and V is a complete lesson. The learning activities for each part or unit are:

1. Conversation
2. Notes on the Conversation
3. Exercises
4. Self-evaluation Quiz

Unit-by-unit objectives for each module are stated at the beginning of the module. Additionally, some units in Modules IV and V contain Supplementary Vocabulary lists that appear just before the Self-evaluation Quizzes (SEQs). The last section of each module is an Italian-English Glossary. A separate booklet contains the Cumulative Glossary (Italian-English and English-Italian).

Modules I through III, excluding the expansion units, are mandatory and should be studied in sequence. Average completion time for students who have never studied Italian is 30 to 40 hours. The expansion units and Modules IV and V are optional; material from these units is not included in the End-of-Course Test. When you have completed the first three modules, you can study any parts of Modules IV and V that are of particular interest to you. If you have studied Italian before, you will probably be able to cover all five modules in about 40 hours. The contents of each module are shown below.

## Module I. GETTING TO KNOW YOU

- Unit 1. Greetings and introductions
- Unit 2. How long have you been in Italy?
- Unit 3. Do you work at NSA?
- Unit 4. Where do you live?
- Expansion Unit.\* It's warm!

---

\*This unit is an optional supplementary unit. The material contained in this unit is not included in the End-of-Course Test.

## Module II. TRAVELING

- Unit 1. At the taxi stand
- Unit 2. At the railroad station
- Unit 3. On the bus
- Unit 4. At the gas station
- Expansion Unit.\* Emergencies on the road

## Module III. EATING AT A RESTAURANT

- Unit 1. Ordering aperitifs
- Unit 2. Ordering a meal and drinks
- Unit 3. Ordering desserts and coffee and asking for the check
- Expansion Unit.\* Breakfast

## Module IV. SHOPPING

- Unit 1.\* Part 1. At the grocery store
- Part 2. At the bakery/pastry shop
- Part 3. At the butcher shop
- Part 4. At the fruit and vegetable shop
- Part 5. At the fish market
  
- Unit 2.\* Part 1. In the men's clothing section
- Part 2. In the women's dress shop
- Part 3. At the shoe store
- Part 4. Exchanging merchandise
  
- Unit 3.\* Part 1. In a souvenir shop
- Part 2. At the jeweler's
- Part 3. At the camera shop
- Part 4. Bargaining at the flea market

## Module V. USING THE TELEPHONE

- Unit 1.\* Part 1. A telephone call
- Part 2. You have the wrong number.
  
- Unit 2.\* Calling the ENEL
  
- Unit 3.\* Part 1. Calling the landlord
- Part 2. Asking the landlord for permission
  
- Unit 4.\* Emergency calls

---

\*These units are optional supplementary units. The material contained in these units is not included in the End-of-Course Test.

## HOW TO STUDY THE COURSE

Select the proper tape by referring to the cassette index at the end of this Student Guide. You should begin with the Sounds and Symbols tape. Listen to it a couple of times while following your text. When you have familiarized yourself with the Italian sounds and the way they are written, you are ready to begin Module I.




Get on your mark, get set . . . .

Before you start the tape for each module, read the objectives, the English version of the conversation, and the Notes on the Conversation. In addition to grammar, the notes contain cultural or general information related to the subject or to the setting of the conversation. After practicing the conversation, you might wish to check the grammar notes again.

**(Italian)** In the English version of the conversation, you will notice that words required in Italian but not in English will appear in parentheses; words that are not used in Italian but are needed in English are in brackets.


**[English]**



All the instructions are on the tape; you cannot work without it. When you are listening and repeating in Italian, try to imitate the speaker on the tape as closely as possible. If it helps you to look at the Italian, by all means do so, but remember to trust your ears rather than your eyes. In exercises where you are required to respond in Italian, the correct responses will be given on the tape. Responses to exercises marked with a 

are also printed in the Key at the end of the book.

Toward the end of each unit is a conversation for listening comprehension. Its purpose is to give you practice in listening and in intelligent guessing. These conversations may include materials from units you have already studied, sometimes presented in a different form, or they may include new words. It is very important that you try to understand as much as possible without looking at your text. Play the conversation several times if you need to. The first time, you may only get a general idea of what is happening, but each time you play it you will understand more; you will be able to confirm any guesses you have made, and you will find yourself



beginning to think in Italian. The last step in this exercise is to check your text and any notes on the exercise; then play the conversation again while following your text. The English translation--if you need it--is in the Key.


Each unit contains "Say in Italian" exercises. These exercises are a review for the SEQ. If you have no trouble with these exercises, you are ready for the SEQ.

The SEQ "tests" your achievement of the unit objectives. It consists of a series of situations in which you must respond appropriately, either in Italian or in English. Depending on the objectives of the unit, there may also be number (time, price) transcription, or comprehension of limited written materials, such as building and road signs, and menu items. The quizzes are on the tape as are the correct responses to items that require you to speak. The correct answers for the entire quiz are printed in the Key. If you can respond correctly to all the items in the quiz in the time allowed on the tape, you can be confident that you have achieved the objectives of that unit.



If you are working on your own and are satisfied with your performance on the SEQs for every unit of a module, you are ready for the next module. If you are working with an instructor, he or she will check your performance on the entire module before you continue. This check will consist of an informal interview during which you will be asked to respond to your instructor playing a role appropriate to the subject of the module.

When you have completed the first three modules, you are ready for the End-of-Course Test. This test consists of 50 items in a multiple-choice format; if you have performed satisfactorily on the SEQs and interviews, you will probably find it fairly easy. Eighty percent (40 correct answers) is the passing score.



WE HOPE YOU WILL ENJOY YOUR STUDY!

## ITALIAN HEADSTART

## TAPE INDEX

<u>Tape</u>	<u>Side</u>			
1	1	Module I	Unit 1	Phonology
	2			Conversation - Ex. 5
2	1		Unit 2	Ex. 6 - SEQ
	2			Conversation - Ex. 9
3	1			Ex. 10 - Ex. 21
	2			Ex. 22 - SEQ
4	1		Unit 3	Conversation - SEQ
	2		Unit 4	Conversation - Ex. 13
5	1		Expansion Unit	Ex. 14 - SEQ
	2			Conversation - SEQ
6	1	Module II	Unit 1	Conversation - Ex. 8
	2			Ex. 9 - SEQ
7	1		Unit 2	Conversation - Ex. 9
	2			Ex. 10 - SEQ
8	1		Unit 3	Conversation - SEQ
	2		Unit 4	Conversation - Ex. 8
9	1		Expansion Unit	Ex. 9 - SEQ
	2			Conversation - SEQ
10	1	Module III	Unit 1	Conversation - SEQ
	2		Unit 2	Conversation - Ex. 5
11	1			Ex. 6 - Ex. 18
	2			Ex. 19 - SEQ
12	1		Unit 3	Conversation - Ex. 9
	2			Ex. 10 - SEQ

<u>Tape</u>	<u>Side</u>				
13	1	Module IV	Unit 1	Part 1	Conversation - Supplementary Vocabulary
	2			Part 1	SEQ
				Part 2	
				Part 3	Conversation - Ex. 3
14	1			Part 3	Ex. 4 - SEQ
	2			Part 4	Conversation - Ex. 6
				Part 4	SEQ
				Part 5	Conversation - SEQ
15	1		Unit 2	Part 1	Conversation - Supplementary Vocabulary
	2			Part 1	SEQ
				Part 2	Conversation - Ex. 10
16	1			Part 2	Ex. 11 - SEQ
	2			Part 3	Conversation - Ex. 4
				Part 3	Ex. 5 - SEQ
				Part 4	Conversation - SEQ
17	1		Unit 3	Part 1	Conversation - SEQ
	2			Part 2	Conversation - Ex. 11
18	1			Part 2	Ex. 12 - SEQ
	2			Part 3	Conversation - SEQ
				Part 4	Conversation - Ex. 4
19	1	Module V	Unit 1	Part 4	Ex. 5 - SEQ
	2			Part 1	Conversation - SEQ
20	1		Unit 2	Part 2	Conversation - SEQ
	2			Conversation - Ex. 7	
			Unit 3	Part 1	Ex. 8 - SEQ
				Conversation - Ex. 7	
21	1		Unit 4	Part 1	Ex. 8 - SEQ
	2			Part 2	Conversation - SEQ
				Conversation - SEQ	



# PHONOLOGY

## ITALIA



Map of languages spoken in Italy

Image: F l a n k e r; Wento et. al.  
Public Domain

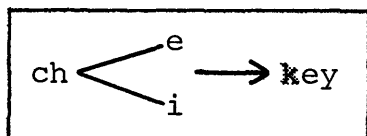
Exercise 1. The Italian alphabet. Repetition.

A B C D E F G H I L M  
 N O P Q R S T U V Z  
 J K W X Y

Exercise 2. Vowels. Repetition.

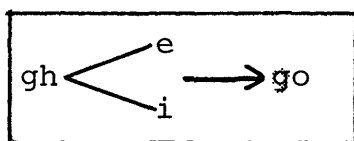
A E I O U

Exercise 3. Repetition.



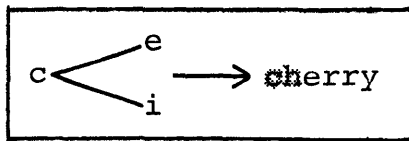
che                    perchè                chiedo  
 chi                    chino  
 banchi                cheto

Exercise 4. Repetition.



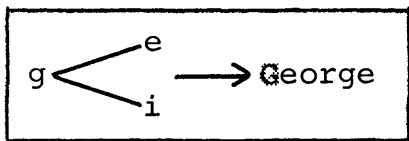
lunghi                spaghetti  
 larghe                aghi  
 dialoghi             ghetto

Exercise 5. Repetition.



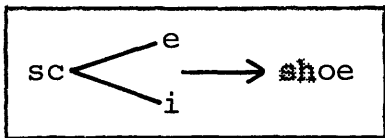
ciao	cena
dieci	cinema
pace	ciuco

Exercise 6. Repetition.



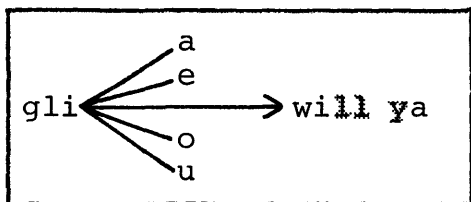
gelato	giusto	getto
giorno	gita	giara
gioia	giro	giunta

Exercise 7. Repetition.



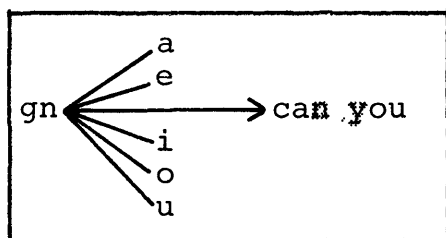
sciame	pesce	scienza
sci	sciolto	
scena	sciupo	

Exercise 8. Repetition.



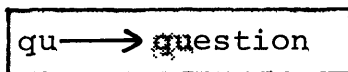
figlia	pagliuzza
moglie	luglio
taglio	aglio

Exercise 9. Repetition.



bagno	lagna	
legna	ragno	
pegni	gnomo	lasagna

Exercise 10. Repetition.



quando	quota	acquisto
quello	quaderno	
qui	acqua	

## Exercise 11. Repetition.

ss, tt, nn, rr, ll
--------------------

casa	cassa	oso	osso
tuta	tutta	papa	pappa
cane	canne	sera	serra
fato	fatto	vero	verro
pala	palla	caro	carro

## Exercise 12. Repetition.

the <u>r</u> is trilled
-------------------------

Roma	rana	tre
treno	rude	
carta	parte	


## Exercise 13. Repetition.

Adriano	Adriana
Alberto	Alberta
Andrea	
	Anna
Angelo	Angela
Armando	
Carlo	Carla
Cesare	
Claudio	Claudia
Eduardo	
	Elisabetta
Enrico	Enrica
Francesco	Francesca
Franco	Franca

Gabriele	Gabriella
Giacomo	Giacomina
Gianni	Gianna
Giorgio	Giorgia
Giuliano	Giuliana
Giulio	Giulia
Giuseppe	Giuseppina
Guglielmo	Guglielmina
Guido	
Luciano	Luciana
Luigi	Luisa
	Maddalena
Marcello	Marcella
Mario	Maria
Martino	Martina
Matteo	
Michele	Michelina
Nicola	Nicoletta
Patrizio	Patrizia
Pietro	
Renato	Renata
Riccardo	
Roberto	Roberta
Ruggero	
Salvatore	
Simone	Teresa
Valerio	Valeria
Vincenzo	Vincenza
Vittorio	Vittoria

## Module I

# OBJECTIVES



Palladio's San Giorgio Maggiore in Venice  
Photo: Radomil Binek  
cc-by-sa-3.0

At the end of this module you will be able to perform the following in Italian:

### UNIT 1

1. Greet civilians and members of the military.
2. Use military ranks in greetings.
3. Respond to greetings.
4. Introduce yourself and others.
5. Respond to introductions.

### UNIT 2

6. Respond to and ask the question:  
"How long have you been in (European countries and Italian cities)?"
7. Respond to and ask the question:  
"How do you find (countries and cities)?"
8. Respond to the question:  
"What part of the United States are you from?"

UNIT 3

9. Respond to and ask the question:  
"Do you have children?"
10. Respond to and ask questions concerning place  
of work and residence.

UNIT 4

11. Respond to and ask the question:  
"Where do you live in (city)?"
12. Respond to and ask the question:  
"What is your phone number?"
13. Excuse yourself saying that you have to leave.
14. Use expressions such as:  
"Very glad to have met you."  
"See you soon."  
"Good-bye."

EXPANSION UNIT

15. Respond to the question:  
"Have you been here long?" using short answers  
such as "For two weeks only."



16. Answer the questions:  
"Do you like (city)?" and "How do you like (country)?"
  
17. Comment on the weather, using expressions such as:  
"It's nice."  
"It's warm."
  
18. Ask and answer questions about marital status.

# OFFICERS - ARMY



GENERALE DI CORPO  
D'ARMATA con incarichi  
speciali

**GENERAL**



GENERALE DI CORPO  
D'ARMATA

**LIEUTENANT  
GENERAL**



GENERALE DI DIVISIONE

**MAJOR  
GENERAL**



GENERALE DI BRIGATA

**BRIGADIER  
GENERAL**



COLONNELLO

**COLONEL**



TENENTE COLONNELLO

**LIEUTENANT  
COLONEL**



MAGGIORE

**MAJOR**



CAPITANO

**CAPTAIN**



TENENTE



**FIRST LIEUTENANT**



SOTTOTENENTE

**SECOND LIEUTENANT**

# OTHER ARMY RANKS



MARESCIALLO  
MAGGIORE

**MAJOR  
WARRANT OFFICER**



MARESCIALLO  
CAPO

**CHIEF  
WARRANT OFFICER**



MARESCIALLO  
ORDINARIO

**WARRANT OFFICER**



SERGEANTE  
MAGGIORE

**MASTER  
SERGEANT**



SERGEANTE

**SERGEANT  
1st CLASS**



CAPORALE  
MAGGIORE

**CORPORAL**



CAPORALE

**PRIVATE  
1st CLASS**

# OFFICERS - NAVY



LIEUTENANT COMMANDER



# OTHER NAVY RANKS



# Module I, Unit 1

## GREETINGS AND INTRODUCTIONS



Handshake

Photo: Tobias Wolter

cc-by-sa-3.0

## Module I, Unit 1

# CONVERSATION

---



Basilica of St. John Lateran - Rome  
Photo: Stefan Bauer  
cc-by-sa-2.5

### Greetings and introductions

Lieutenant Smith: Good day, (Mr.)\* Captain. Allow me to introduce myself. I\*\* am (the) Lieutenant Smith.

Captain Gentile: Good day, Lieutenant. Pleased to know you. How are you?

Lieutenant Smith: Well, thank you, and you?

Captain Gentile: Very well, thank you.

Lieutenant Smith: (Mr.) Captain, I would like to introduce to you my wife, Jane.

Captain Gentile: Very glad to make your acquaintance, ma'am.

Mrs. Smith: The pleasure is mine.

---

\*Words in parentheses in the English versions of the conversations are needed in Italian but are not needed in English.

\*\*See note 4.

# CONVERSAZIONE

---



Milan Peace Arch  
Public Domain

## Saluti e presentazioni

Tenente Smith: Buon giorno, Signor Capitano. Permette che mi presenti. Sono il Tenente di Vascello Smith.

Capitano Gentile: Buon giorno, Tenente. Piacere di conoscerLa. Come sta?


Tenente Smith: Bene, grazie, e Lei?

Capitano Gentile: Molto bene, grazie.

Tenente Smith: Signor Capitano, vorrei presentarLe mia moglie, Jane.


Capitano Gentile: Molto lieto di fare la Sua conoscenza, Signora.

Signora Smith: Il piacere è mio.



# NOTES ON THE CONVERSATION

---



Leaning Tower of Pisa  
Photo: Softeis  
cc-by-sa-3.0

1. Literally, buon giorno is "good day" and means "good morning" and "good afternoon."
2. A lower-ranking officer (and enlisted personnel) addresses a higher-ranking officer with Signor, "Mr." before the rank. For example, Buon giorno, Signor Capitano. On the other hand, a higher-ranking officer addresses a lower-ranking one with the rank and the name or with Signor and the name. For example, Buon giorno, Tenente Jones or Buon giorno, Signor Jones.
3. The Italian equivalent of "the" always precedes ranks, titles, and "Mr.," "Mrs.," and "Miss."
4. Often the words for "I," "you," "we," and so on, are left out in Italian. They are not needed because the form of the verb tells who or what is doing the action.  
Sono il Tenente.  
OR "I am the lieutenant."  
Io sono il Tenente.
5. Tenente di Vascello. Di Vascello identifies a lieutenant in the navy. Literally, Vascello means "battleship."
6. Piacere di conoscerLa, "Pleased to know you." La, "you," is attached to the verb (and capitalized).
7. Lei, means "you" (singular).
8. Vorrei presentarLe, "I would like to introduce to you." Le, "to you," follows the same rule as La.

# EXERCISES

---



Venice Square  
Photo: Glen Larson  
Public Domain

## Exercise 1. Repetition.

Generale	general
Ammiraglio	admiral
Colonnello	colonel
Capitano (di Vascello)	captain (navy)
Comandante	commanding officer
Maggiore	major
Tenente	lieutenant
Guardiamarina	ensign
Aiutante	adjutant
Maresciallo (Army)	warrant officer
Sergente	sergeant
Capo	chief petty officer
Sottocapo	petty officer

## Exercise 2. Repetition.

Buon giorno.	Good morning, good afternoon.
Buona sera.	Good evening.
Buona notte.	Good night.



## Exercise 3.

You hear: morning/Capitano
You say: Buon giorno, Signor* Capitano.

morning	Capitano
afternoon	Comandante
evening	Colonnello
night	Tenente
morning	Maggiore
evening	Capo
morning	Sergente
afternoon	Maresciallo
morning	Generale
night	Ammiraglio

## Exercise 4. Repetition.

il Capitano**	l'Aiutante
il Comandante	il Maggiore
l'Ammiraglio	il Capo
il Tenente	il Colonnello
il Maresciallo	il Sergente
il Gardiamarina	

NOTE: The ranks for women are the same as those for men (for instance, il Tenente Ellen Williams). Women do not serve in the armed forces of Italy, but there are women in the police forces.

---

\*In greetings, the word Signor is not used for the enlisted ranks.

\*\*Il and lo mean "the" when used with singular nouns classified as masculine. Lo is used with nouns beginning with a z (lo zoo), or an s followed by a consonant (lo studente), or a noun beginning with a vowel in which case it changes to l' (l'Ammiraglio).

## Exercise 5. Repetition.

moglie	wife
mia* moglie	my wife
marito	husband
mio* marito	my husband
l'amico	(the) friend (male)
il mio amico	(the) my friend (male)
l'amica	(the) friend (female)
la mia amica**	(the) my friend (female)
la Signora	(the) Mrs.
la Signorina	(the) Miss

## Exercise 6.

You hear: mia moglie, Jane

You say: Vorrei presentarLe mia moglie, Jane.

mia moglie, Jane	il Guardiamarina Ellen Williams
il Capitano Anderson	il Signor Rossi
la Signorina Alice	mio marito, Don
il Tenente Jones	il Comandante Moody
il Maresciallo Seretis	la Signora Sanchez
il mio amico Bill	la mia amica Diana
	l'Aiutante Brown

---

\*The word for "my" is mio when used with a masculine singular noun (for instance, mio marito) and mia with a feminine singular noun (for instance, mia moglie).

\*\*The article la, "the," is used with singular nouns classified as feminine. The article il, or la is used in front of "my" except when referring to a member of the immediate family. Compare La mia amica, "My friend," and Mia moglie, "My wife."

## Exercise 7.

You hear: Vorrei presentarLe il Tenente Rossi.

You say: Molto lieto/a, Tenente.

## Exercise 8. Conversation for Listening Comprehension.



Listen to the conversation without looking at your book.  
The conversation is for comprehension practice only.  
Replay it until you can understand as much as possible  
before you check the text.

Capitano Gentile: Buon giorno, Tenente Smith.

Tenente Smith: Buon giorno, Signor Capitano. Buon giorno, Signora. Come sta?

Signora Gentile: Bene, grazie.

Tenente Smith: Signor Capitano, Signora, vorrei presentarVi i Signori Carson.

Capitano Gentile: Buon giorno, Signora Carson. Fortunatissimo.

Signora Carson: Molto lieta, Capitano.

Signora Gentile: Lietissima di conoscerLa, Signor Carson.

Signor Carson: Onoratissimo.

NOTE: PresentarVi. "to you" (plural).


The plural form of the article il is i (il Signor, i Signori).  
I Signori Carson. Mr. and Mrs. Carson; the Carsons.

Lietissima means literally, "Very glad," (Molto lieta).  
 When used by a woman the form is Lietissima or Molto lieta; when used by a man, Lietissimo or Molto lieto.

Onorato/a, "honored," and Onoratissimo/a, "Very honored," are used when meeting VIPs. In the southern part of Italy, however, they are used simply to be polite.

# SELF-EVALUATION QUIZ

---



Mont Blanc de Courmayeur  
Photo: Idefix  
cc-by-sa-3.0

- SITUATION 1. You are Lieutenant Smith. I am Captain Gentile. It is early afternoon. Greet me and introduce yourself.
- SITUATION 2. You are at an evening party with your wife, Jane, and you see Captain Gentile. Greet him and introduce your wife.
- SITUATION 3. You want to introduce your husband, Bill, to Mr. Rossi. What do you say to Mr. Rossi?
- SITUATION 4. You have just been introduced to the wife of Captain Gentile. What do you say to her?
- SITUATION 5. You have just been introduced to Admiral Costa. What do you say to him?
- SITUATION 6. You are Lieutenant Commander Jones. I am Captain Gentile. Greet me and ask "How are you?"
- SITUATION 7. ON TAPE ONLY.
- SITUATION 8. ON TAPE ONLY.

# Module I, Unit 2

## HOW LONG HAVE YOU BEEN IN ITALY?



Naples  
Photo: Alessandro Zarcone  
cc-by-sa-3.0

## Module I, Unit 2

### CONVERSATION

---



Basilica of St. John Lateran - Rome  
Photo: Stefan Bauer  
cc-by-sa-2.5

#### How long have you been in Italy?

Captain Gentile: (For) how long have you been in Italy,  
Lieutenant?

Lieutenant Smith: (For) two months (Mr.) Captain.

Captain Gentile: And in Naples?

Lieutenant Smith: (For) only a short time. I have been here  
(for) three weeks.

Captain Gentile: How do you find Italy?

Lieutenant Smith: It's a beautiful country and Naples is a very  
beautiful city, but it's very warm.

Captain Gentile: From what part of the United States do you  
come?

Lieutenant Smith: From California.

Captain Gentile: Your wife also?

Lieutenant Smith: Yes, she is from San Francisco.

# CONVERSAZIONE

---



Milan Peace Arch  
Public Domain

## Da quanto tempo è in Italia?

Capitano Gentile: Da quanto tempo è in Italia, Tenente?

Tenente Smith: Da due mesi, Signor Capitano.

Capitano Gentile: E a Napoli?

Tenente Smith: Da poco, sono qui da tre settimane.

Capitano Gentile: Come trova l'Italia?


Tenente Smith: È un bel paese e Napoli è una bellissima città, però fa molto caldo.

Capitano Gentile: Da quale parte degli Stati Uniti viene?

Tenente Smith: Dalla California.

Capitano Gentile: Anche Sua moglie?


Tenente Smith: Sì, è di San Francisco.





## NOTES ON THE CONVERSATION

---



Leaning Tower of Pisa  
Photo: Softeis  
cc-by-sa-3.0

1. Da quanto tempo è in Italia? Literally, "For how long are you in Italy." In Italian the question and the answer are in the present tense.
2. È means "you are," "she is," "he is," "it is." "You," "she," "he," "it" may be omitted when the subject is understood.
3. Gender of nouns. Every noun in Italian is either masculine or feminine: un paese (masculine), "a country" ("village"); una città (feminine), "a city."
4. Adjectives agree with the nouns they modify. For example, un bel paese, "a beautiful country"; una bella città, "a beautiful city."
5. Bellissima, "very beautiful," also agrees with the noun it modifies: un bellissimo paese, una bellissima città.
6. Da also means "from;" di literally means "of." In Italian "you come from" (viene da) and "you are of" [place of birth] (è di).

# EXERCISES

---



Venice Square  
Photo: Glen Larson  
Public Domain

## Exercise 1.

You hear: a Catania

You say: Da quanto tempo è a Catania?

a Catania  
in Italia  
a Napoli  
a Sigonella

a Verona  
a Vicenza  
in Sicilia  
a Gaeta

NOTE: Use a for cities and in for countries, regions, and states.

## Exercise 2. Repetition.

un anno	a year
un giorno	a day
un mese	a month
una settimana	a week

NOTE: Un, uno, and una mean "a" and "an." Una is used with feminine nouns, and un and uno with masculine nouns. Nouns beginning with a z or an s followed by a consonant require uno.

## Exercise 3. Say in Italian.

1. I have been here one day.
2. I have been here a year.
3. I have been here a week.
4. I have been here a month.

Exercise 4. Repetition.

0 zero	5 cinque
1 uno	6 sei
2 due	7 sette
3 tre	8 otto
4 quattro	9 nove
10 dieci	

NOTE: When handwritten, the number seven (7) has a small bar across it, and the number one (1) resembles the American seven. Uno, "one," is the only number that changes according to whether it is followed by a masculine or feminine noun: un or uno, masculine (un anno, uno studente); una or un', feminine (una settimana, un'amica).

Exercise 5. Say in Italian.

You see: 1
You say: uno

1	2
7	8
0	5
9	6
4	3

Exercise 6. Repetition.

anno*	year	anni	years
giorno*	day	giorni	days
mese**	month	mesi	months
settimana***	week	settimane	weeks

---

\*The plural of masculine nouns ending in o is formed by changing the o to i.

\*\*The plural of nouns ending in e is formed by changing the e to i.

\*\*\*For feminine nouns ending in a, the a changes to e.

## Exercise 7. Repetition.

due giorni	cinque settimane
tre settimane	due anni
quattro mesi	sei mesi
un anno	cinque anni
da poco tempo	da molto tempo

## Exercise 8.

You hear:	Da quanto tempo è qui?
You see:	due giorni
You say:	Sono qui da due giorni.
You hear:	Da quanto tempo siete qui?
You see:	due giorni
You say:	Siamo qui da due giorni.

due giorni	quattro giorni
due settimane	un mese
sei mesi	cinque settimane
tre giorni	un anno
una settimana	tre anni
da poco tempo	da molto tempo

## Exercise 9.

You hear:	Da quanto tempo è qui?
You see:	three weeks
You say:	Sono qui da tre settimane.
You hear:	Da quanto tempo siete qui?
You see:	three weeks
You say:	Siamo qui da tre settimane.

three weeks  
two days  
one week  
four months

two weeks  
two years  
one month  
five weeks

## Exercise 10.


You hear:	Da quanto tempo è a Napoli?
You see:	two months
You say:	Sono a Napoli da due mesi.
You hear:	Da quanto tempo siete a Roma?
You see:	two months
You say:	Siamo a Roma da due mesi.

a Napoli  
a Catania  
alla\* NATO  
in Italia  
a Roma  
in Sicilia  
a Gaeta

two months  
three weeks  
five days  
seven months  
a short while  
one week  
two days

---

\*Alla is a + la, "at the."

Exercise 11. Say in Italian. 

1. How long have you (singular) been here?
2. I have been here for two months.
3. How long have you (plural) been in Naples?
4. We have been in Naples for three months.
5. How long have you (singular) been in Italy?
6. I have been in Italy for six weeks.

## Exercise 12. Repetition.

l'Italia	la Grecia (Greece)
Roma	Atene (Athens)
Napoli	il Belgio (Belgium)
la Francia (France)	Bruxelles (Brussels)
Parigi (Paris)	Catania
	la Sicilia

## Exercise 13.

You hear: l'Italia  
 You say: Come trova l'Italia?

Roma	Atene
Napoli	il Belgio
la Francia	Bruxelles
Parigi	la Sicilia
la Grecia	Catania

## Exercise 14.

You hear: Come trova l'Italia?

You say: È un bel paese.

You hear: Come trova Roma?

You say: È una bella città.

NOTE: If you think that a place is very beautiful, use bellissimo/a. And if you think a place is really great, use fantastico/a, favoloso/a or formidabile. These words express enthusiasm for almost anything--a movie, car, dress, and so on.

Gli, "the," is the masculine plural form of lo and l'. It precedes masculine plural nouns that begin with z followed by a vowel, or with s followed by a consonant. For instance, lo Stato di New York (singular) and gli Stati Uniti (plural).

## Exercise 15. Repetition.

gli Stati Uniti	l'Alaska
la California	lo Stato di Washington
la Florida	lo Stato di New York
la Virginia	Boston
il Minnesota	Los Angeles
il Missouri	New York
il Texas	Washington
l'Alabama	San Francisco
l'Oregon	le Hawaii
l'Ohio	

NOTE: Le, "the," is the feminine plural form of la and l'.  
Le Hawaii is an abbreviation of le isole Hawaii, "the Islands [of] Hawaii."

"The" does not precede the names of cities.

<u>Feminine</u>	<u>Masculine</u>
da + la = dalla	da + il = dal
da + le = dalle	da + lo = dallo
	da + gli = dagli

Dall' replaces dallo and dalla in front of nouns beginning with vowels.

## Exercise 16. Repetition.

il Minnesota	dal Minnesota
lo Stato di Washington	dallo Stato di Washington
gli Stati Uniti	dagli Stati Uniti
le Hawaii	dalle Hawaii
la California	dalla California
l'Alabama	dall'Alabama
l'Oregon	dall'Oregon
San Francisco	da San Francisco
New York	da New York



## Exercise 17.

You hear: Da quale parte degli Stati Uniti viene?  
- la California  
You say: Dalla California.

la California

lo Stato di Washington

le Hawaii

il Minnesota

l'Alabama

Los Angeles

la Florida

la Virginia

l'Oregon

New York

il Texas

lo Stato di New York

San Francisco



The railway bridge that crosses Recco in Liguria Italy

Photo: Alessio Sbarbaro Yoggysot

cc-by-3.0

## Exercise 18. Repetition.

Da quale parte degli Stati Uniti viene?*	From which part of the United States do you come?
Vengo dal Minnesota.	I come from Minnesota.
Da quale parte degli Stati Uniti venite?	From which part of the United States do you (plural) come?
Veniamo dalla California.	We come from California.
Da quale parte degli Stati Uniti venite?	From which part of the United States do you come?
Io vengo dall'Alaska, e mia moglie dalla Florida.	I come from Alaska and my wife from Florida.
Da quale parte degli Stati Uniti viene* Sua moglie?	From which part of the United States does your wife come?
Viene* dallo Stato di Washington.	She comes from Washington State.

di	+	il	=	del
di	+	lo	=	dello
di	+	la	=	della
di	+	gli	=	degli
di	+	le	=	delle

Dell' replaces dello and della in front of nouns beginning with vowels.

---

\*Viene means "you come," "she comes," "he comes," and "it comes."

	viene (Lei)?	(Io) vengo da . . . .
Da dove	viene Tom?	(Tom) viene da . . . .
	venite (Voi)?	(Noi) veniamo da . . . .
	è (Lei)?	(Io) sono di . . . .
Di dov'	è Tom?	(Tom) è di . . . .
Di dove —	siete (Voi)?	(Noi) siamo di . . . .

Use da to say where you or someone else comes from or is coming from, (viene da). Use di to say where you are from or where someone else is from, (sono di, è di).

Exercise 19. Repetition.

lo Stato di Washington	dello Stato di Washington
gli Stati Uniti	degli Stati Uniti
la California	della California
le Hawaii	delle Hawaii
il Minnesota	del Minnesota
l'Alabama	dell'Alabama
l'Oregon	dell'Oregon
San Francisco	di San Francisco
New York	di New York


## Exercise 20.

You hear: Di dov'è Lei?  
 - la California  
 You say: Della California.


la California	la Virginia
lo Stato di Washington	l'Oregon
le Hawaii	il Texas
il Minnesota	la Florida
l'Alabama	New York
Los Angeles	San Francisco

## Exercise 21. Repetition.

Di dov'è Lei?	Where are you from?
Degli Stati Uniti.	From the United States.
Di dov'è Sua moglie?	Where is your wife from?
È del Texas.	She's from Texas.
Di dov'è Paul?	Where is Paul from?
È dello Stato di Washington.	He's from Washington State.
Di dov'è il Tenente Williams?	Where is Lieutenant Williams from?
È della Virginia.	He's from Virginia.
Di dov'è Lei, Tenente?	Where are you from, Lieutenant?
Sono del Minnesota.	I'm from Minnesota.
Di dove siete?	Where are you (plural) from?
Siamo delle Hawaii.	We are from Hawaii.
Di dove siete?	Where are you (plural) from?
Io sono dell'Oregon e mia moglie dello Stato di Washington.	I'm from Oregon and my wife is from Washington State.
Di quale parte della California è Lei?	Which part of California are you from?
Sono di San Diego.	I'm from San Diego.
Di quale parte dell'Italia siete?	Which part of Italy are you (plural) from?
Siamo di Napoli.	We are from Naples.

Exercise 22. Say in Italian. 

1. I have been in Naples for three weeks.
2. I have been here for a month.
3. Catania is a very beautiful city.
4. Italy is a beautiful country.
5. I'm from Texas, my wife from Alabama.
6. What part of Italy do you (singular) come from?
7. Rome is a beautiful city.

Exercise 23. Conversation for Listening Comprehension. 

Listen to the conversation without looking at your book.  
Replay it until you can understand as much as possible  
before you check the text.

Signor Rossi: Allora, Tenente, Lei è qui da tre mesi. Come trova l'Italia?

Tenente Smith: È un bel paese! Signor Rossi è di Napoli Lei?

Signor Rossi: No, sono di Roma.

Tenente Smith: Oh! Roma è una città fantastica. Da quanto tempo è a Napoli?


Signor Rossi: Sono qui da tre--no, scusi, quattro anni.

NOTE: Allora is similar in meaning to the English "Well, now...."

È di Napoli Lei? The word for "you" may come at the end of a question or it may also fall after the verb (È Lei di Napoli?).

# SELF-EVALUATION QUIZ

---




Mont Blanc de Courmayeur  
Photo: Idefix  
cc-by-sa-3.0

- SITUATION 1. Ask someone how long he has been in Naples.
- SITUATION 2. Ask someone how long he has been here.
- SITUATION 3. ON TAPE ONLY.
- SITUATION 4. Ask an Italian what part of Italy he comes from.
- SITUATION 5. Ask a couple you've just met if they're from Naples.
- SITUATION 6. You are from Texas and your wife is from Florida. You have been in Naples for six months. You like Italy very much and find Naples a beautiful city. Answer the questions you hear on the tape.

# Module I, Unit 3

## DO YOU WORK AT NSA?



Cathedral of Orvieto, Italy  
Photo: Georges Jansoone  
cc-by-sa-3.0



## Module I, Unit 3

### CONVERSATION

---



Basilica of St. John Lateran - Rome  
Photo: Stefan Bauer  
cc-by-sa-2.5

#### Do you work at NSA (Naval Support Activity)?

Captain Gentile: Ma'am, do you have any children?

Mrs. Smith: Yes, a son and a daughter.

Captain Gentile: Do you work at NSA, Mr. Smith?

Lieutenant Smith: No, I work at NATO.

Captain Gentile: Ah, then you live in Pozzuoli?

Lieutenant Smith: No, we don't live in Pozzuoli but in Posillipo.

# CONVERSAZIONE

---



Milan Peace Arch  
Public Domain

## Lavora alla NSA?

Capitano Gentile: Signora ha figli?

Signora Smith: Sì, un figlio e una figlia.

Capitano Gentile: Lavora alla NSA, Signor Smith?

Tenente Smith: No, lavoro alla NATO.

Capitano Gentile: Oh, allora abitate a Pozzuoli?

Tenente Smith: No, non abitiamo a Pozzuoli ma a Posillipo.



## NOTES ON THE CONVERSATION

---



Leaning Tower of Pisa  
Photo: Softeis  
cc-by-sa-3.0

1. When it occurs in front of a vowel, h is never pronounced.
2. Notice that in lavora, the a ending means that one person is being addressed. The ate ending, as in abitare, is used when addressing more than one person. In the South (especially in Naples) Italians often use the plural form (ate) to be polite when they address one person.
3. Alla = a + la. Alla NATO, "To the NATO."
4. A sentence is negated by placing non before the verb.

# EXERCISES

---



Venice Square  
Photo: Glen Larson  
Public Domain

## Exercise 1. Repetition.

Ha figli?*	Do you (singular) have children?
Si, ho figli.	Yes, I have children.
Si, ho un figlio.	Yes, I have a son.
Si, ho una figlia.	Yes, I have a daughter.
Avete figli?	Do you (plural) have children?
Si, abbiamo figli.	Yes, we have children.
Si, abbiamo tre figli.	Yes, we have three children.
Ha maschi?**	Do you have any boys?
Si, ho un maschio e due femmine.	Yes, I have one boy and two girls.
Si, abbiamo due maschi e una femmina.***	Yes, we have two boys and a girl.

## Exercise 2. Answer in the affirmative.

You hear: Ha figli? You say: Si, ho figli.
-----------------------------------------------

OR

You hear: Avete figli? You say: Si, abbiamo figli.
-------------------------------------------------------

---

\*I figli, "the children," "the sons," is the plural of il figlio, "the son."

\*\*Il maschio, "the boy;" i maschi, "the boys."

\*\*\*La femmina, "the girl;" le femmine, "the girls."

Ha (Lei)...?  
Do you (singular) have...?

Si, (io) ho....  
Yes, I have....

No, (io) non ho....  
No, I don't have....

Avete (Voi)...?  
Do you (plural) have...?

Si, (noi) abbiamo....  
Yes, we have....

No, (noi) non abbiamo....  
No, we don't have....

### Exercise 3. Repetition.

Ho figli.	I have children.
Non ho figli.	I don't have [any]* children.
Ho un maschio.	I have a boy.
Non ho maschi.	I don't have [any] boys.
Abbiamo una figlia.	I have one daughter.
Non abbiamo figlie.	We don't have [any] daughters.
Abbiamo una femmina.	We have a girl.
Non abbiamo femmine.	No, we don't have [any] girls.
Non abbiamo figli.	We don't have [any] children.

---


\*Words in brackets are not needed in Italian but are needed for the English translation.

Exercise 4. Answer in the negative.

<p>You hear: Ha una figlia?          You say: No, non ho una figlia.</p>
------------------------------------------------------------------------------

OR

<p>You hear: Avete una figlia?          You say: No, non abbiamo una figlia.</p>
--------------------------------------------------------------------------------------

Exercise 5. Say in Italian. 

1. I have three children.
2. I have a son and a daughter.
3. Do you (singular) have any children?
4. I don't have any children.
5. Yes, we have two boys and a girl.
6. We don't have any children.

Exercise 6. Repetition.

Il Quartiere Generale	The Headquarters
L'Ambasciata	The Embassy
L'Ambasciata Americana	The American Embassy
La NSA	(The) NSA
Il Centro Medico Regionale	The Regional Medical Center
Il Consolato	The Consulate
La NATO	(The) NATO
La FTASE*	(The) SETAF (Southern European Task Force)

---

\*Many Italians use the English abbreviation SETAF (Southern European Task Force) instead of the Italian FTASE (Forze Terrestri Americane Sud Europa).

## Exercise 7. Repetition.

Lavoro alla FTASE.

Lavoro al Quartiere Generale.

Lavoro all'Ambasciata.

Lavoro all'Ambasciata Americana.

Lavoro al Consolato.

Lavoro alla NSA.

Lavoro al Centro Medico Regionale.

Lavoro alla NATO.

## Exercise 8.

You hear: Lavora alla NATO?

- Embassy

You say: No, lavoro all'Ambasciata.

Embassy

NATO

Headquarters

SETAF

Regional Medical Center

NSA

Consulate

Abita a...?  
Do you (singular) live in...?

(Io) abito a....  
I live in....

Abitate a...?  
Do you (plural) live in...?

(Noi) abitiamo a....  
We live in....

## Exercise 9.


You hear: Abita a Sorrento? - Napoli You say: No, abito a Napoli.
-------------------------------------------------------------------------

OR


You hear: Abitate a Sorrento? - Napoli You say: No, abitiamo a Napoli.
------------------------------------------------------------------------------

Napoli  
Roma  
Catania  
Vicenza  
Gaeta



Exercise 10. Say in Italian. 

1. Do you have any children, Mrs. Rossi?  
Yes, I have two children.
2. Do you (plural) have [any] boys?  
We have a boy and a girl.
3. Do you work at NATO, Mr. Smith?  
No, I work at NSA.
4. Do you work at the Embassy?  
No, I work at Headquarters.
5. Do you (plural) live in Rome?  
No, we live in Naples.
6. Do you live in Naples, Lieutenant?  
No, I live in Catania.

Exercise 11. Conversation for Listening Comprehension. 

Listen to the conversation without looking at the text.

Signor Rossi: Da quanto tempo lavora alla NSA?

Don Smith: Non lavoro alla NSA, sono alla NATO da tre mesi.

Signor Rossi: Abita a Napoli?

Don Smith: No, abito a Posillipo con la mia famiglia.

Signor Rossi: Quanti figli avete?

Don Smith: Abbiamo tre figli, John, Tom, e Bob.

Signor Rossi: Non avete femmine?

Don Smith: No, nessuna femmina. E voi?

Signor Rossi: Abbiamo due maschi, Pietro e Carlo, e una femmina, Sofia.


NOTE: Quanti means "How many."

Nessuna, "Not any."

Con la mia famiglia, literally "With (the) my family."

# SELF-EVALUATION QUIZ

---



Mont Blanc de Courmayeur  
Photo: Idefix  
cc-by-sa-3.0

SITUATION 1. Ask an Italian couple you've just met if they live in Naples.

SITUATION 2. Ask Mrs. Costa if she has children.

SITUATION 3. ON TAPE ONLY.

SITUATION 4. You work at NATO. You, your wife, and two daughters live in Pozzuoli. Answer the questions you hear on the tape.

# Module I, Unit 4

## WHERE DO YOU LIVE?



Apartment block in Cornelia, Rome  
Photo: Notafly  
cc-by-sa-3.0

# CONVERSATION

---



Basilica of St. John Lateran - Rome  
Photo: Stefan Bauer  
cc-by-sa-2.5

## Where do you live?

Captain Gentile: Where do you live in Posillipo?

Lieutenant Smith: 15 Marechiaro Street.

Captain Gentile: What is your phone number?

Lieutenant Smith: 10-24-38.

Captain Gentile: Excuse me, I have to leave. Very glad to have met you, ma'am. See you soon.

Mrs. Smith: Good-bye, Captain.

Captain Gentile: So long.

# CONVERSAZIONE

---



Milan Peace Arch  
Public Domain

## Dove abitate?

Capitano Gentile: Dove abitate a Posillipo?

Tenente Smith: In via Marechiaro, numero 15.


Capitano Gentile: Qual'è il Suo numero di telefono?

Tenente Smith: 10.24.38.

Capitano Gentile: Scusatemi, devo andare via. Molto lieto di averLa conosciuta, Signora. A presto.


Signora Smith: ArrivederLa, Signor Capitano.

Capitano Gentile: Arrivederci.



## NOTES ON THE CONVERSATION

---



Leaning Tower of Pisa  
Photo: Softeis  
cc-by-sa-3.0

1. Quale, "which," becomes qual' when it is followed by è, "is."
2. Devo andare. Literally, "[I] must go." Devo andare via, "[I] must go away," or "[I] must be getting along."
3. AverLa conosciuta. "To have met you," is the past tense of conoscerLa, "to meet you."
4. ArrivederLa. "See you." "So long." Arrivederci and arrivederLa are interchangeable.
5. Arrivederci. "See each other." "So long." (Ci means "us," or in this case, "each other.")

# EXERCISES

---



Venice Square  
Photo: Glen Larson  
Public Domain

Exercise 1. Say in Italian.

3	7
5	9
0	10
2	8
1	4

6

Exercise 2.

11 undici	16 sedici
12 dodici	17 diciassette
13 tredici	18 diciotto
14 quattordici	19 diciannove
15 quindici	20 venti

Exercise 3. Write the numbers you hear in Arabic numerals.



1. _____	6. _____
2. _____	7. _____
3. _____	8. _____
4. _____	9. _____
5. _____	10. _____



## Exercise 4. Say in Italian.

15	20
13	14
17	16
19	18
12	11

## Exercise 5.

21	ventuno	26	ventisei
22	ventidue	27	ventisette
23	ventitrè	28	ventotto
24	ventiquattro	29	ventinove
25	venticinque	30	trenta


NOTE: You can say either venti uno or ventuno for 21; venti otto or ventotto for 28. Thirty-one, 38, 41, 48, 51, 58, and so on, follow this same pattern.

## Exercise 6. Repetition.


31	trentuno	50	cinquanta
32	trentadue	51	cinquantuno
40	quaranta	54	cinquantaquattro
41	quarantuno	60	sessanta
43	quarantatrè	68	sessantotto

## Exercise 7. Repetition.

33	52
41	55
34	60
45	38
	49

Exercise 8. Write the numbers you hear. 

- |          |           |
|----------|-----------|
| 1. _____ | 6. _____  |
| 2. _____ | 7. _____  |
| 3. _____ | 8. _____  |
| 4. _____ | 9. _____  |
| 5. _____ | 10. _____ |

Exercise 9. Say in Italian. 

- |    |    |
|----|----|
| 42 | 63 |
| 54 | 36 |
| 67 | 47 |
| 38 | 55 |
| 59 | 68 |

Exercise 10. Repetition.

via	street	in via Caracciolo, numero 17
corso	avenue	in corso Trieste, numero 38
piazza	square	in piazza Ungheria, numero 62
viale	boulevard	in viale Liegi, numero 47
la strada*	the street, the road	

---

\*La strada, "the street" and "the road," is a general term used to give directions. It is not used in the names of city streets.

## Exercise 11.

You hear: Dove abita?

You see: Via Caracciolo, numero 17

You say: Abito in via Caracciolo, numero 17.

Via Caracciolo, numero 17

Viale Liegi, numero 47

Piazza Ungheria, numero 62

Corso Trieste, numero 38

Viale Parioli, numero 25

Via Veneto, numero 53

Corso Umberto, numero 74

## Exercise 12.

You hear: Qual'è il Suo numero di telefono?

You see: 10.04.38

You say: Dieci-zero quattro-trentotto.

10.04.38                      19.15.55

14.23.18                      30.16.46

21.62.04                      14.35.20

13.06.17                      12.07.27

NOTE: In Italy telephone numbers may be five, six, or 7 digits.  
For example, 43.103, 10.24.38, and 354.02.51.

## Exercise 13.

<p>You hear: Signor Capitano          You say: Signor Capitano, mi scusi, devo andare.</p>
------------------------------------------------------------------------------------------------

OR

<p>You hear: Capitano, Signora          You say: Capitano, Signora, scusatemi, devo andare.</p>
-----------------------------------------------------------------------------------------------------

Signor Capitano	Signori, Signore
Signora, Capitano	(Gentlemen, Ladies)
Signorina	Signora
Signori Rossi	Signor Rossi
(Mr. and Mrs. Rossi)	Signor Colonnello
Tenente	Signorina, Tenente


## Exercise 14.

<p>You hear: Signora Rossi          You say: Molto lieto/a di averLa conosciuta.</p>
------------------------------------------------------------------------------------------

OR

<p>You hear: Signor e Signora Rossi          You say: Molto lieto/a di averVi conosciuti.</p>
---------------------------------------------------------------------------------------------------


Signora Rossi	Tenente e Signora Fellini
Signor e Signora Rossi	Signor Rossi
Signor Capitano	Maggiore
Signorina Giusi	Signor e Signora Cassani
Signor Comandante	

Exercise 15. Say in Italian. 

1. Where do you live?
2. I live at 36 Chiaia Street.
3. What is your phone number?
4. It's 15-06-12.
5. Excuse me, I must leave.
6. See you soon, Captain.
7. Very glad to have met you, ma'am.
8. Good-bye, sir.

NOTE: Addio, "Farewell," is an expression used for definite, longer-term separations. Literally, it means, "I commend you to God."

The very popular Ciao, which means "Hi" and "Bye," is used only when you are very well acquainted with someone and on a first-name basis.

Exercise 16. Conversation for Listening Comprehension. 

Listen to the conversation without looking at your text.

Signor Rossi: Dove lavora, Tenente?

Tenente Smith: Lavoro alla NSA.

Signor Rossi: Abita a Napoli?

Tenente Smith: No, abito a Pozzuoli in via Marsala, numero 15.

Signor Rossi: Qual'è il Suo numero telefonico?

Tenente Smith: Non ho ancora il telefono.

Signor Rossi: Tenente, mi scusi. Ho un appuntamento, devo andare. ArrivederLa a presto.


Tenente Smith: ArrivederLa, Signor Rossi, a presto.

NOTE: Ancora. "As yet."

Ho un appuntamento. "[I] have an appointment."

# SELF-EVALUATION QUIZ

---



Mont Blanc de Courmayeur  
Photo: Idefix  
cc-by-sa-3.0

- SITUATION 1. Ask Mr. Rossi where he lives in Naples.
- SITUATION 2. Excuse yourself to the Rossis and say that you must leave.
- SITUATION 3. Excuse yourself to Mrs. Bianchi and say that you must leave.
- SITUATION 4. Say to Captain Gentile that you are very glad to have met him.
- SITUATION 5. Tell Mr. and Mrs. Rossi that you are glad to have met them.
- SITUATION 6. Say in Italian:  
Good-bye, Captain.  
Good-bye, miss. See you soon.  
See you soon, Lieutenant.
- SITUATION 7. You live in Naples at 67 Caracciolo Street. Your phone number is 48-25-09. Answer the questions you hear on tape.

# Module I, Expansion Unit

## IT'S WARM



Vernazza Marina in La Spezia, Liguria, northwestern Italy  
Photo: Luca Volpi  
cc-by-sa-3.0



## Module I, Expansion Unit

### CONVERSATION

---



Basilica of St. John Lateran - Rome  
Photo: Stefan Bauer  
cc-by-sa-2.5

#### It's warm!

- Mr. Rossi: Good morning, Lieutenant, how are you?
- Lieutenant Smith: I'm fine, thanks, and you?
- Mr. Rossi: Well, thanks. Have you been here long?
- Lieutenant Smith: No, only for two weeks.
- Mr. Rossi: Do you like Naples?
- Lieutenant Smith: I like it very much, but sometimes it's a little warm!
- Mr. Rossi: How do you find Italy?
- Lieutenant Smith: Italy is magnificent.
- Mr. Rossi: Are you married?
- Lieutenant Smith: No, I'm single.
- Mr. Rossi: Excuse me. I must go. I hope to see you again soon.
- Lieutenant Smith: So long, Mr. Rossi, see you soon.

# CONVERSAZIONE

---



Milan Peace Arch  
Public Domain

## Fa caldo!

Signor Rossi: Buon giorno, Tenente, come sta?

Tenente Smith: Sto bene, grazie, e Lei?

Signor Rossi: Bene, grazie. È qui da molto tempo?

Tenente Smith: No, solamente da due settimane.

Signor Rossi: Le piace Napoli?

Tenente Smith: Mi piace moltissimo, ma qualche volta fa un pò caldo!

Signor Rossi: Come trova l'Italia?

Tenente Smith: L'Italia è magnifica.

Signor Rossi: È sposato?


Tenente Smith: No, sono scapolo.

Signor Rossi: Mi scusi. Devo andare. Spero di rivederLa presto.

Tenente Smith: Arrivederci, Signor Rossi, a presto.

## NOTES ON THE CONVERSATION

---



Leaning Tower of Pisa  
Photo: Softeis  
cc-by-sa-3.0

1. Le piace Napoli? Literally, "Is Naples pleasing to you?" In Italian it's not that you like something, but someone or something is pleasing to you. So if somebody asks you, Le piace Napoli? or la Ferrari? or Sophia Loren? or la pizza? answer, Si, mi piace. "Yes, I like him/her/it." (Literally, "He/she/it pleases me."), or No, non mi piace. "No, I don't like him/her/it." ("He/she/it doesn't please me.")
2. Qualche volta. "Sometimes."
3. Un pò. Short form for un poco, "A little."
4. Fa caldo. Literally, "[It] makes warm."
5. È sposato? "Are you married?" in reference to a man. For a woman, È sposata? The answers to this question are Si, sono sposato/a or No, non sono sposato/a.
6. Spero. "I hope."

# EXERCISES

---



Venice Square  
Photo: Glen Larson  
Public Domain

## Exercise 1.

You hear: È qui da molto tempo? You see: only two days You say: Solamente da due giorni.
------------------------------------------------------------------------------------------------

only two days  
only two weeks  
only one month  
only four days  
only three weeks  
only two months

## Exercise 2.

You hear: Napoli You say: Napoli mi piace moltissimo.
----------------------------------------------------------

Napoli  
Firenze  
Verona  
Capri  
Venezia  
Catania  
Roma  
l'Italia

## Exercise 3.

You hear: Napoli  
 You say: Napoli non mi piace molto.

Napoli  
 Capri  
 Catania  
 l'Italia  
 Verona  
 Venezia  
 Vicenza  
 Roma

## Exercise 4. Repetition.

Che tempo fa?	How's the weather?
Fa bel tempo.	It's nice weather.
Fa cattivo tempo.	It's bad weather.
Fa freddo.	It's cold.
Fa molto freddo.	It's very cold.
Fa caldo.	It's warm.
Fa un pò caldo.	It's a little warm.
Piove.	It rains. It's raining.
Piove molto.	It rains a lot.
Nevica.	It snows. It's snowing.
Nevica un pò.	It snows a little. It is snowing a little.
Tira vento.	It's windy.
È una bella giornata.*	It's a beautiful day.
È una brutta giornata.	It's an ugly day.
Che bella giornata!	What a beautiful day!

\*Giornata and giorno both mean "day." Giornata, however, refers to climatic and atmospheric conditions.

## Exercise 5.

You hear: Che tempo fa?  
 You see: It's warm.  
 You say: Fa caldo.

It's warm.

It's cold.

It's nice weather.

It rains.

It's a little warm.

It's very cold.

It's bad weather.

It snows a lot.

It's windy.

It's a beautiful day.

It's very warm.

It's an ugly day.

It rains a lot.

## Exercise 6. Say in English.



## Exercise 7. Say in Italian.



1. What a beautiful day!
2. How is the weather in Naples?
3. Is it very warm in Catania?
4. Is it nice (weather) in Capri?
5. Is it very cold in Verona?
6. It's windy here.
7. I like Naples very much, but sometimes it's warm.

Exercise 8. Repetition.

È sposato?	Are you married?
Si, sono sposato.	Yes, I'm married.
È sposata?	Are you married?
No, non sono sposata.	No, I'm not married.
Sono divorziato.	I'm divorced.
Sono divorziata.	I'm divorced.
Sono vedovo.	I'm widowed.
Sono vedova.	I'm widowed.
Sono scapolo.	I'm a bachelor.
Sono celibe.	I'm single. (used by men)
Sono nubile.	I'm single. (used by women)

Exercise 9. Say in Italian.

- Yes, I'm married.
- No, I'm not married.
- I'm a bachelor.
- I'm widowed.
- I'm single.
- I'm divorced.



Image: Wikisoft\*  
cc-by-sa-3.0

# Module I

## GLOSSARY

---

### ITALIAN – ENGLISH

#### A

a	to, at
Addio.	Good-bye, I commend you to God.
Aiutante (l')	adjutant
alla	to, at
allora	then, at that time
Ambasciata Americana (l')	American Embassy
amico/a (l')	friend
Ammiraglio (l')	admiral
anche	also, too, even
ancora	as yet
andare	to go
anno (l')	year
appuntamento (l')	appointment
avere	to have

#### B

bel, bella	beautiful
bellissimo/a	very beautiful
bene	well
brutto/a	ugly
buona notte	good night
buona sera	good evening
buon giorno	good day



## C

caldo/a	warm
Capitano (il)	captain
Capo (il)	chief petty officer, petty officer
cattivo/a	bad
celibe (il)	single (masc.)
che	that
ciao	hi, bye
città (la [sing.], le [pl.])	town
Colonnello (il)	colonel
Comandante (il)	commanding officer
come	how
Come sta?	How are you? (formal)
Come va?	How is it going?
con	with
conoscenza (la)	acquaintance
corso (il)	an important downtown street

## D

da, dal, dallo, dalla, dagli, dalle	by, from, at
del, dello, degli, della, delle	of the
di	of
divorziato/a	divorced
dove	where
dov'è	where is

	E	
e		and
è		is
	F	
famiglia (la)		family
fantastico/a		fantastic
fare		to do, to make
femmina (la)		female
figlia (la)		daughter
figlio (il)		son
freddo/a		cold
	G	
Generale (il)		general
giornata (la)		day (Used for weather conditions.)
giorno (il)		day
gli		the
Guardiamarina (il)		ensign
	I	
i		the (masc. pl.)
il		the (masc. sing.)
in		in
io		I

## L

la	the (fem. sing.)
le	the (fem. pl.)
Lei	you (formal)
lietissimo/a	very glad
lieto/a	happy
lo	the (masc. sing.)

## M

ma	but
Maggiore (il)	major
magnifico/a	magnificent
Maresciallo (il)	warrant officer
marito (il)	husband
maschio (il)	male
mese (il)	month
mi	myself, to me, me
mia, mio	my
moglie (la)	wife
moltissimo	very much
molto/a	a lot, very
molto bene	very well
molto lieto/a	very glad

## N

nessuno/a	not any
nevica	it snows
no	no

non	no, not
nubile (la)	single (fem.)
numero (il)	number

## O

Oh!	Oh!
onoratissimo/a	very honored
onorato/a	honored

## P

paese (il)	country, village
parte (la)	part
permettere	to allow
però	however, but
piacere	pleased, pleasure
piazza (la)	square
piove	it rains
poco (un)	little (a)
poco/a	little
presentazione (la)	introduction
presto	soon

## Q

qualche	some
qualche volta	sometimes
quale	which
qual'è	which is
quanto	how much
Quartiere Generale (il)	Headquarters

qui

here

## S

saluti (i)

greetings

scapolo (lo)

bachelor

Scusatemi.

Excuse me.

Scusi.

Excuse me.

Sergente (il)

sergeant

settimana (la)

week

si

yes, oneself

Signor, Signore (il)

Mr., gentleman, sir

Signora (la)

ma'am, lady, Mrs.

Signorina (la)

miss

solamente

only

sono

I am, they are

sposato/a

married

Sto bene.

I'm fine.

strada (la)

road, street

Sua (la)

your (formal), his, her

## T

telefono (il)

telephone

tempo (il)

time, weather

Tenente (il)

first lieutenant

Tenente di Vascello (il)

lieutenant (navy)

## U

un/o/a

a, one

uno

one (number)

## V

Va bene.	All right. It's going well.
vedovo/a	widowed
vento (il)	wind
via (la)	street, way
viale (il)	avenue, boulevard
volta (la)	times, turn
Vorrei....	I would like....

## Z

zero (lo)

## Z

zero

## Module II

# OBJECTIVES

---



San Giorgio Maggiore in Venice  
Photo: Radomil Binek  
cc-by-sa-3.0

At the end of this module you will be able to perform the following in Italian:

### UNIT 1

1. a. Ask a taxi driver at a taxi stand if he is free.  
b. Ask a friend if he or she is free at specific times (now, today, tomorrow, this afternoon, etc.).
2. Tell the taxi driver to take you to a certain place.
3. Say whether you have luggage or not.
4. Ask the driver how much you owe him.
5. Understand numbers (to 1,000) in the context of cab fares.

### UNIT 2

6. Buy a train ticket from the ticket agent at the train station (first/second class, round trip).
7. Understand and use "there is/are," "there isn't/aren't."

8. Ask questions like "How much is it in first/second class?"
9. Understand numbers over 1,000 in the context of train fares.
10. Ask what time the train, or someone, is leaving and understand answers.
11. Understand and tell the time.
12. Ask someone for the time of day.
13. Ask where someplace, or someone, is.
14. Understand directions (left, right, over there, at the end of the hallway, in the back of a room).

#### UNIT 3

15. Ask the bus conductor where you must transfer and understand his responses.
16. Purchase a bus ticket in a city bus.
17. Read and understand the meaning of public signs.

#### UNIT 4

18. Ask someone if there is a gas station in the vicinity and understand the answer.
19. Ask for gas at a gas station (either regular OR premium).



20. Ask the station attendant for highway directions: (how to get to     (city)     and understand answers (go straight ahead, turn left/right, etc.).
21. Say "Excuse me. I don't understand. Speak slowly, please."
22. Ask the station attendant to check the oil and the radiator.
23. Understand a word of caution from the station attendant, such as "Be careful on the road," and "It's foggy today."
24. Read and understand the meaning of traffic signs.

EXPANSION UNIT

25. Say that you have car trouble.
26. Ask the driver if he can take you to the next village.
27. Ask someone where you can find a telephone.
28. Understand when you are told that you can telephone from the post office or from a bar.
29. Verbally report an auto accident and give the approximate distance to the accident site.
30. Ask someone to call the police.
31. Say in Italian, "Quick! There are injured."

# Module II, Unit 1

## AT THE TAXI STAND



Traffic in Rome  
Photo: eric molina  
cc-by-2.0

## Module II, Unit 1

### CONVERSATION

---



Basilica of St. John Lateran - Rome  
Photo: Stefan Bauer  
cc-by-sa-2.5

#### At the taxi stand

- Don Smith: Are you free?
- Taxi Driver: Yes, sir. Where do you wish to go?
- Don Smith: To the NATO Base at Bagnoli, please. How much is it?
- Taxi Driver: Via the Loop, 5,000 lire.
- Don Smith: Can't you go more directly?
- Taxi Driver: I can, but there's too much traffic. This is rush hour.
- Don Smith: OK, by the Loop, but let's use the meter.
- Taxi Driver: It can cost more!
- Don Smith: I prefer the meter.
- Taxi Driver: As you say. Do you have luggage?
- Don Smith: This small suitcase. Why?
- Taxi Driver: Because each bag more than one bag is 200 lire extra.
- Don Smith: OK, let's go.

# CONVERSAZIONE

---



Milan Peace Arch  
Public Domain

## Al posteggio dei taxi

- Don Smith: È libero?
- Tassista: Sì, Signore. Dove vuole andare?
- Don Smith: Alla Base NATO a Bagnoli, per favore. Quant'è?
- Tassista: Via Tangenziale, 5.000 lire.
- Don Smith: Non può andare più direttamente?
- Tassista: Posso, però c'è troppo traffico. È l'ora di punta.
- Don Smith: Va bene, per la Tangenziale, ma usiamo il tassametro.
- Tassista: Può costare di più!
- Don Smith: Preferisco il tassametro.
- Tassista: Come dice Lei. Ha bagagli?
- Don Smith: Questa valigetta. Perché?
- Tassista: Perché ogni bagaglio in più sono 200 lire.
- Don Smith: Va bene, andiamo.



## NOTES ON THE CONVERSATION

---



Leaning Tower of Pisa  
Photo: Softeis  
cc-by-sa-3.0

1. C'è "there is," is a contraction of ci plus è.
2. The word for "suitcase" is valigia. "A small suitcase" is una piccola valigia or una valigetta.
3. Perchè means "why" and "because."

# EXERCISES

---



Venice Square  
Photo: Glen Larson  
Public Domain

## Exercise 1. Repetition.

ora	now
questa* mattina	this morning
questo* pomeriggio	this afternoon
questa sera	this evening, tonight
oggi	today
domani	tomorrow
domani mattina	tomorrow morning
domani pomeriggio	tomorrow afternoon
domani sera	tomorrow evening, tomorrow night

## Exercise 2.

You hear: Signorina Rossi, questa sera.  
You say: È libera questa sera?

Signorina Rossi, questa sera	Signora, ora
Signor Rossi, domani	Maggiore, questo pomeriggio
Tenente, oggi	Signora Bianchi, domani sera
Capitano, domani mattina	

---

\*Questo, "this," is used before masculine nouns and questa before feminine nouns.

Exercise 3.



You hear: Signorina Rossi  
You see: now  
You say: È libera ora?

now

this evening

tomorrow

this afternoon

tomorrow morning

today

tomorrow evening

Exercise 4.



You hear: Signor e Signora Giusi  
You see: this afternoon  
You say: Siete liberi questo  
pomeriggio?

this evening

now

this morning

tomorrow evening

tomorrow morning

tomorrow

Signor Rossi è libero ora?	No, ora non sono libero.
Signora Rossi è libera ora?	No, ora non sono libera.
Signori Rossi siete liberi ora?	No, ora non siamo liberi.
Signorine Anna e Giulia siete libere ora?	No, ora non siamo libere.

Exercise 5. Answer in the negative.

You hear: È libero ora? You say: No, ora non sono libero.
--------------------------------------------------------------

Exercise 6. Answer in the negative.

You hear: È libero ora? You see: questo pomeriggio You say: No, ma sono libero questo pomeriggio.
---------------------------------------------------------------------------------------------------------

questo pomeriggio  
domani pomeriggio  
questa sera  
domani sera  
domani



## Exercise 7.

You hear: American Embassy

You say: Ambasciata Americana, per favore.

American Embassy  
American Consulate  
NSA  
17 viale Liegi

45 Corso Trieste  
15 Piazza Bologna  
San Germano Hotel  
38 via Roma

## Exercise 8. Listen and repeat.

andare	to go
venire	to come
abitare	to live
costare	to cost
lavorare	to work
essere	to be
avere	to have
dire	to say, to tell

## Exercise 9. Listen and repeat.

Può venire questa sera?

Can you come this evening?

Non posso, devo lavorare.

I can't; I must work.

Può essere qui domani?

Can you be here tomorrow?

No, devo andare a Roma.

No, I must go to Rome.

Può andare oggi?

Can you go today?

No, ma posso andare domani.

No, but I can go tomorrow.

Vuole andare via Tangenziale?

Do you want to go via the Loop?

Preferisco andare più direttamente.

I prefer to go more directly.

Può dirmi dov'è il Tenente Paci?

Can you tell me where Lieutenant Paci is?

Deve essere dal dottore.

He must be at the doctor's.

Preferisce abitare a Roma?

Do you prefer to live in Rome?

Si, preferisco abitare a Roma ma può costare molto.

Yes, I prefer to live in Rome, but it can cost a lot.

## Exercise 10. Repetition.

Il tassì è grande. \*

The taxi is big.

La valigia è grande. \*

The suitcase is big.

Il tassì è piccolo.

The taxi is small.

La valigia è piccola.

The suitcase is small.

Il Tenente Smith è  
americano.

Lieutenant Smith is  
American.

La Signora Smith è  
americana.

Mrs. Smith is American.

I tassì sono grandi. \*

The taxis are big.

Le valige sono grandi. \*

The suitcases are big.

I tassì sono piccoli.

The taxis are small.

Le valige sono piccole.

The suitcases are small.

I Signori Smith sono americani.

The Smiths are Americans.

Le Signore Smith e Curtis sono  
americane.

Mrs. Smith and Mrs. Curtis are  
Americans.

## Exercise 11. Repetition.

70 settanta

71 settantuno

72 settantadue

73 settantatrè

74 settantaquattro

75 settantacinque

76 settantasei

77 settantasette

78 settantotto

79 settantanove

---

\*Grande, "big," is the same for both masculine and feminine nouns. The plural of grande is grandi.

Exercise 12. Say in Italian.

72	77
79	75
71	73
76	74
78	70

Exercise 13. Repetition.

80	ottanta	90	novanta
81	ottantuno	92	novantadue
83	ottantatrè	94	novantaquattro
85	ottantacinque	96	novantasei
87	ottantasette	98	novantotto
89	ottantanove		

Exercise 14. Say in Italian.

80	98
81	88
87	86
82	85
89	99

Exercise 15. Write the numbers you hear in Arabic numerals.

_____	_____
_____	_____
_____	_____
_____	_____
_____	_____

## Exercise 16. Repetition.

100	cento	600	seicento
200	duecento	700	settecento
300	trecento	800	ottocento
400	quattrocento	900	novecento
500	cinquecento	1.000	mille

cento	100	one (a) hundred	100
mille	1.000	one (a) thousand	1,000
duemila	2.000	two thousand	2,000
cinquemila	5.000	five thousand	5,000
diecimila	10.000	ten thousand	10,000


NOTE: Cento means "one hundred" and "a hundred." In Italian, "one" and "a" are not used.

This same rule applies to mille. Mille is 1,000, but 2,000, 3,000, 5,000, 10,000, 50,000, and so on are mila. For example, 5,000 is cinquemila; 10,000 is diecimila, and so on.


Italians use a dot where Americans use a comma to express numbers over one thousand. A comma is used for decimals. There are no equivalents in Italian to express "twelve hundred," "twenty-four hundred," and so on. Instead, say "one thousand two hundred," milleduecento; "two thousand four hundred," duemilaquattrocento.

Exercise 17. Repetition.


140	767
250	2.450
1.320	998
414	1.000
5.000	7.576
	1.500

Exercise 18. Write in Arabic numerals the fares you hear in the spaces below. 


- |          |           |
|----------|-----------|
| 1. _____ | 6. _____  |
| 2. _____ | 7. _____  |
| 3. _____ | 8. _____  |
| 4. _____ | 9. _____  |
| 5. _____ | 10. _____ |

Exercise 19. Say in Italian. 

- |          |          |
|----------|----------|
| 1. 230   | 5. 2,776 |
| 2. 734   | 6. 4,938 |
| 3. 1,100 | 7. 1,952 |
| 4. 1,492 | 8. 1,973 |
| 9. 1,982 |          |

Exercise 20. Say in Italian. 

1. Are you free this afternoon?
2. No, but I'm free this evening.
3. San Germano Hotel, please.
4. I don't have luggage.
5. I have a small suitcase.
6. How much is it?
7. It's 2,750 lire.

Exercise 21. Conversation for Listening Comprehension. 


Capitano Gentile: Buon giorno, Tenente Smith. Dove va?  
Tenente Smith: Alla NATO, e Lei?  
Capitano Gentile: Anch'io. Prendiamo un tassì! Oh, eccone uno.  
È libero?  
Tassista: Sì, Signore. Dove andiamo?  
Capitano Gentile: Quartiere Generale NATO, per favore.  
Tassista: È a Bagnoli, vero?  
Capitano Gentile: Sì, a Bagnoli.  
Tassista: Ecco il Quartiere Generale, Signore.  
Capitano Gentile: Grazie. Quant'è?  
Tassista: 8.500 lire.  
Capitano Gentile: Tenga il resto.

NOTE: Va means "you go," "she goes," "he goes," and "it goes."  
Anch'io is a contraction of anche and io ("I also").  
Prendiamo, "Let's take...."  
Eccone uno means "Here's one of them."  
Tenga il resto has the meaning "Keep the change."



# SELF-EVALUATION QUIZ

---



Mont Blanc de Courmayeur  
Photo: Idefix  
cc-by-sa-3.0

## Part I

- SITUATION 1. Ask a taxi driver at a taxi stand if he is free.
- SITUATION 2. You want to go to the American Embassy. What do you say to the taxi driver?
- SITUATION 3. Now tell the taxi driver you want to go to number 25 via Chiaia.
- SITUATION 4. Ask Mr. Rossi if he's free this afternoon.
- SITUATION 5. Ask Giulia if she's free this evening.
- SITUATION 6. Tell your friend who wants to invite you out that you aren't free tomorrow.
- SITUATION 7. You are about to pay the fare. Ask the driver how much it is.
- SITUATION 8. ON TAPE ONLY.
- SITUATION 9. ON TAPE ONLY.

## Part II

Transcribe into Arabic numerals the prices given to you in Italian. Each number will be said twice.

- |          |           |
|----------|-----------|
| 1. _____ | 6. _____  |
| 2. _____ | 7. _____  |
| 3. _____ | 8. _____  |
| 4. _____ | 9. _____  |
| 5. _____ | 10. _____ |

# Module II, Unit 2

## AT THE RAILROAD STATION



Railway Station at Fiumicino Airport - outside Rome  
Photo: 在原ヶ谷戸  
cc-by-sa-3.0

## Module II, Unit 2

### CONVERSATION

---



Basilica of St. John Lateran - Rome  
Photo: Stefan Bauer  
cc-by-sa-2.5

#### At the ticket window of the railroad station

Don Smith: A round-trip ticket, second class, to Paris on the Palatino, please.

Ticket Agent: There isn't a second class on these trains.

Don Smith: How much is a first-class ticket?

Ticket Agent: 175,000 lire.

Don Smith: OK, give me one of the first (class). At what time does the train leave?

Ticket Agent: At 19:00, track 4. It arrives tomorrow at 8:30.

Don Smith: What time is it now?

Ticket Agent: It's 18:40. Your train leaves in 20 minutes.

Don Smith: Excuse me, where are the restrooms?

Ticket Agent: At the end of the hallway, to the right.

Don Smith: Many thanks.

Ticket Agent: You're welcome. Don't mention it.

# CONVERSAZIONE



Milan Peace Arch  
Public Domain

## Alla biglietteria della stazione ferroviaria

Don Smith: Un biglietto di andata e ritorno, seconda classe, per Parigi sul Palatino, per favore.

Bigliettaio: Non c'è la seconda classe in questi treni.

Don Smith: Quanto costa un biglietto di prima?

Bigliettaio: 175.000 lire.

Don Smith: Va bene, mi dia una prima. A che ora parte il treno?

Bigliettaio: Alle 19, binario 4. Arriva domani alle 8 e 30.

Don Smith: Che ore sono adesso?

Bigliettaio: Sono le 18 e 40. Il Suo treno parte fra 20 minuti.

Don Smith: Scusi, dove sono i gabinetti?

Bigliettaio: In fondo al corridoio, a destra.


Don Smith: Tante grazie.

Bigliettaio: Prego. S'immagini.



## NOTES ON THE CONVERSATION

---



Leaning Tower of Pisa  
Photo: Softeis  
cc-by-sa-3.0

1. Di andata e ritorno. Literally, "of going and return."
2. Sul. Su + il = sul, "on the."
3. Che ore sono? "What time is it?" Literally, "What hours are they?"
4. Remember, the plural form of the article il is i (il gabinetto → i gabinetti).
5. Prego is "Please" and "You're welcome."
6. S'immagini is equivalent to "Don't mention it."
7. The geography of Italy and heavy tourist travel have made an efficient road and rail transportation system imperative. Thanks to a 10-year plan approved in 1962 and put into action since then, the Italian State Railways now compete favorably with the most efficient systems existing in Europe. Rail tracks cover a distance of 17,000 kilometers, 8,000 of which are electrified.

New passenger coaches are comfortable and well designed. Ultramodern railway stations have been built. Apart from normal services, the Italian railway authorities have put special trains on the tracks: the Settebello, Rome to Milan, and the Peloritano, which runs between Rome and Sicily via Naples. These trains have been built with the very best modern technology. Express pullman trains have been added, as well as couchettes and sleeping and restaurant cars. Facilities to make advance bookings on trains such as the

Palatino are available, as are hotel, currency exchange, postal, and telegraph services.

Speed is another characteristic of the new trains. It is possible, for example, to travel from Milan to Rome (a distance of 673 km) in about seven hours, or from Rome to Naples (214 km) in about an hour and 40 minutes.

DISTANZE STRADALI IN CHILOMETRI

DISTANZE STRADALI IN CHILOMETRI																										
	BARI	BOLOGNA	BOLZANO	FIRENZE	GENOVA	MILANO	NAPOLI	PALERMO	ROMA	TORINO	TRIESTE	VENEZIA	BARI	BOLOGNA	BOLZANO	FIRENZE	GENOVA	MILANO	NAPOLI	PALERMO	ROMA	TORINO	TRIESTE	VENEZIA		
Agrigento	764	1445	1714	1348	1572	1663	814	136	1046	1748	1719	1570	Massa	861	191	391	121	147	247	611	1395	379	323	495	347	
Alessandria	927	246	347	350	82	104	840	1624	608	94	490	342	Melegnano	978	319	28	425	427	301	959	1712	727	432	365	253	
Ancona	475	210	479	255	495	428	410	1209	294	550	484	335	Messina	476	1157	1426	1060	1284	1375	526	258	758	1460	1431	1282	
Aosta	1081	390	448	496	256	182	1014	1798	782	126	594	466	Milano	899	218	273	324	156	-	-	858	1633	626	139	420	284
Arezzo	691	191	482	85	353	409	478	1262	246	529	499	350	Modena	720	39	252	145	246	179	679	1454	447	301	336	187	
Ascoli P.	410	327	596	372	612	545	345	1144	201	667	601	452	Montecatini	811	112	403	48	221	321	561	1345	329	397	420	271	
Assisi	592	296	587	150	458	514	404	1188	172	634	569	420	Napoli	322	640	331	534	758	858	-	-	784	232	934	948	799
Asti	963	282	383	386	118	120	876	1660	644	58	526	378	Novara	949	264	314	370	161	50	904	1679	172	95	461	324	
Bari	-	681	950	784	966	899	322	734	482	1021	955	806	Orvieto	608	311	602	205	431	529	358	1142	126	607	619	470	
Belluno	900	253	169	359	449	331	893	1634	661	462	195	110	Padova	769	122	188	228	350	247	762	1503	530	378	186	37	
Bergamo	904	229	230	335	214	58	869	1638	637	181	374	238	Palermo	734	1415	1684	1318	1542	1633	784	-	1016	1718	1689	1540	
Bologna	681	-	291	106	285	218	640	1415	408	340	308	159	Parma	771	90	256	196	195	128	730	1505	498	250	360	211	
Bolzano	950	291	-	397	399	273	931	1634	699	404	337	225	Pavia	884	203	278	309	121	35	843	1618	611	136	436	287	
Brescia	852	177	175	283	224	98	817	1586	585	229	322	186	Perugia	612	270	561	164	432	488	408	1192	176	608	543	394	
Campobasso	262	531	800	552	816	749	137	876	250	871	805	656	Pesaro	533	148	417	193	433	366	468	1267	300	488	422	274	
Carrara	872	202	388	132	144	244	622	1406	390	320	492	343	Pescara	323	358	627	403	643	576	258	1057	235	698	632	483	
Caserta	350	619	910	513	737	837	28	812	211	913	927	778	Piacenza	831	150	257	256	142	68	790	1565	558	190	394	245	
Catania	572	1253	1522	1156	1380	1471	622	253	854	1556	1527	1378	Pisa	818	162	434	92	190	290	568	1352	336	366	470	321	
Chianciano	678	251	542	145	371	469	428	1212	196	547	559	410	Pistoia	818	98	389	34	240	316	568	1352	336	416	406	258	
Chieti	334	377	646	422	662	595	239	1068	230	717	651	502	Ravenna	620	77	330	136	362	295	555	1354	375	417	335	186	
Civitavecchia	554	365	656	259	454	554	304	1088	72	630	673	524	Reggio Cal.	490	1171	1440	1074	1298	1389	540	272	772	1474	1445	1296	
Como	947	266	283	372	204	48	906	1681	674	171	430	294	Reggio Em.	745	64	251	170	221	154	704	1479	472	276	355	207	
Cortina	955	308	109	414	500	377	948	1689	716	509	225	165	Rieti	482	399	690	293	561	617	318	1102	86	737	672	523	
Cosenza	271	952	1221	882	1106	1170	348	463	580	1282	1226	1077	Rimini	568	113	382	158	398	331	503	1302	337	453	387	238	
Cremona	837	156	224	262	175	85	796	1571	564	223	361	212	Roma	482	408	699	302	526	626	232	1016	-	702	716	567	
Cuneo	1112	431	490	414	146	225	904	1688	672	86	637	502	Rovigo	728	81	229	187	333	243	721	1462	489	381	227	79	
Ferrara	694	47	256	153	321	245	687	1428	455	384	261	112	Salerno	269	693	984	587	811	911	53	731	283	987	1001	852	
Firenze	784	106	397	-	268	324	534	1318	302	444	414	265	Sanremo	1112	431	545	414	146	296	904	1688	672	212	682	533	
Fiuggi	426	486	777	380	604	704	177	961	78	780	794	645	Savona	1012	331	445	314	46	195	804	1588	572	140	582	434	
Forlì	617	64	355	109	349	282	552	1351	360	404	362	214	Siena	714	176	467	70	296	394	464	1248	232	472	484	335	
Forte dei M.	852	182	402	112	158	258	602	1386	370	334	490	341	Siracusa	648	1329	1598	1232	1456	1547	698	322	930	1632	1603	1454	
Frosinone	398	491	782	385	609	709	149	933	83	785	799	650	Sondrio	997	322	171	428	290	134	962	1731	730	267	467	332	
Genova	966	285	399	268	-	156	758	1542	526	176	536	387	Spoleto	548	333	624	227	495	551	360	1144	128	671	606	457	
Gorizia	955	308	321	414	536	420	948	1689	716	551	44	165	Taranto	87	768	1037	871	1053	986	365	668	569	1108	1042	893	
Grosseto	665	254	545	148	343	443	415	1199	183	519	562	413	Teramo	385	346	615	391	631	564	320	1119	211	686	620	471	
Imperia	1086	405	519	388	120	269	878	1662	646	186	656	508	Terni	520	361	652	255	523	579	332	1116	100	699	634	485	
L'Aquila	424	423	352	620	641	261	1045	144	796	697	548	187	Torino	1021	340	404	444	176	139	934	1718	704	-	551	415	
La Spezia	895	196	378	155	113	234	645	1429	413	289	482	334	Trento	892	233	58	339	341	218	873	1626	641	349	279	167	
Latina	490	478	769	372	596	696	168	952	70	772	786	637	Treviso	821	174	191	280	402	274	814	1555	582	405	146	31	
Lecce	154	835	1104	938	1120	1053	449	752	636	1175	1109	960	Trieste	955	308	337	414	536	420	948	1689	716	551	-	165	
Livorno	799	181	453	111	209	309	549	1333	317	385	489	340	Udine	923	276	283	382	504	384	916	1657	684	515	68	133	
Loreto	449	236	505	281	521	454	384	1183	266	576	510	361	Urbino	565	184	453	194	462	402	500	1299	271	524	458	309	
Lucca	817	142	413	72	193	293	567	1351	335	369	449	300	Varese	955	274	310	380	213	56	914	1689	682	144	457	321	
Macerata	454	268	537	313	553	486	389	1188	236	608	542	393	Venezia	806	159	225	265	387	284	799	1540	567	415	165	-	
Mantova	786	111	189	217	243	153	751	1520	519	291	293	144	Vercelli	953	272	337	378	138	73	896	1680	664	72	484	347	
													Verona	800	141	150	247	282	164	781	1534	549	295	256	120	
													Viareggio	839	169	413	99	169	269	589	1373	357	345	477	328	
													Vicenza	802	155	154	261	332	214	795	1536	563	345	206	70	
													Viterbo	563	327	618	221	447	545	313	1097	81	623	635	486	
													Volterra	765	184	475	78	254	354	515	1299	283	430	492	343	

Distance in Kilometers between Cities

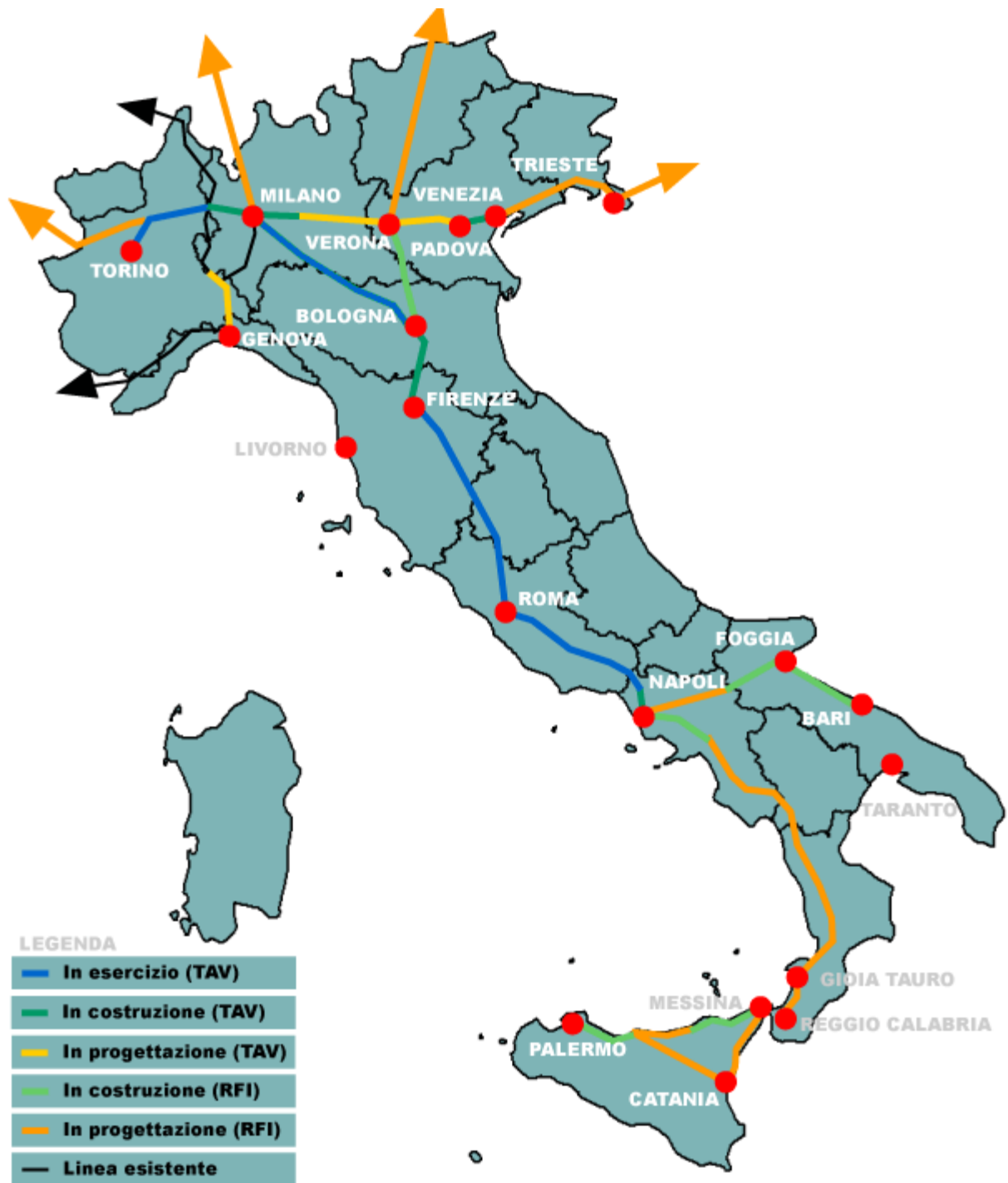


Image: Sinigagl et. al.  
cc-by-sa-3.0

Hi-speed railway lines in Italy

# EXERCISES

---



Venice Square  
Photo: Glen Larson  
Public Domain

## Exercise 1. Repetition.

un biglietto  
un biglietto di andata e ritorno  
un biglietto di andata (a one-way ticket)  
due biglietti per Roma  
un biglietto di seconda classe  
un biglietto di prima per Roma  
una prima per Roma (a first [class ticket] to Rome)  
una seconda classe (a second [class ticket])  
un biglietto cumulativo (a transfer ticket)  
una coincidenza per Vicenza (a connection to Vicenza)  
due biglietti di andata e ritorno per Vicenza  
un biglietto di andata e ritorno, prima classe, per Napoli  
una prima per Napoli, andata e ritorno

## Exercise 2.

<p>You hear: a one-way ticket You say: Mi dia un biglietto di andata.</p>
-------------------------------------------------------------------------------

a round-trip ticket  
a second class (ticket)  
a first (class ticket)  
a one-way ticket  
a one-way ticket to Vicenza  
a ticket to Rome, round trip, first class



C'è.	There is.	Ci sono.	There are.
Non c'è.	There is not.	Non ci sono.	There are not.

Exercise 3. Repetition.

C'è un treno diretto per Vicenza questo pomeriggio?  
Is there a direct train to Vicenza this afternoon?

Non ci sono treni diretti per Vicenza. Deve cambiare a  
Verona.

There aren't any direct trains to Vicenza. You have  
to transfer in Verona.

C'è una coincidenza per Vicenza questo pomeriggio?  
Is there a connection for Vicenza this afternoon?

No, ce n'è una questa sera alle sei.  
No, there's one this evening at six.

C'è un vagone ristorante in quel treno?  
Is there a restaurant car on that train?

No, non c'è, ma ci sono venditori.  
No, there isn't, but there are vendors.

Exercise 4. Write the ticket prices you hear in Arabic numerals.

- |          |           |
|----------|-----------|
| 1. _____ | 6. _____  |
| 2. _____ | 7. _____  |
| 3. _____ | 8. _____  |
| 4. _____ | 9. _____  |
| 5. _____ | 10. _____ |




Exercise 5.

You hear: il treno  
 You say: A che ora parte il treno?

- il treno per Roma
- il Signor Rossi
- Sua moglie
- il Generale
- questo treno
- il Capitano

Exercise 6. Repetition.

- |                       |      |
|-----------------------|------|
| l'una e quindici      | 0115 |
| le tredici e trenta   | 1330 |
| le tre e venti        | 0320 |
| le dodici e cinquanta | 1250 |
| le zero diciotto      | 0018 |

Exercise 7. Write the times you hear in Arabic numerals. 


1. \_\_\_\_\_
2. \_\_\_\_\_
3. \_\_\_\_\_
4. \_\_\_\_\_
5. \_\_\_\_\_

6. \_\_\_\_\_
7. \_\_\_\_\_
8. \_\_\_\_\_
9. \_\_\_\_\_
10. \_\_\_\_\_


Exercise 8.



le undici e un quarto



le quattro e un quarto



le otto e un quarto



le cinque e mezzo



le due e mezzo




le sei e mezzo




le otto meno un quarto



l'una meno un quarto




le tre meno un quarto



le nove meno un quarto




le quattro meno venticinque



le dieci meno cinque



le sette e cinque




le dieci e dodici




le nove e venti



le otto e venticinque



È in ritardo!  
You are late!




Sono in anticipo!  
I'm early!

Exercise 9. Repetition.



Sono le tre.  
Sono le tre  
in punto.



Sono le sette  
e dieci.




Sono le undici  
e un quarto.



Sono le cinque  
e mezzo.



Sono le otto meno  
un quarto.



Sono le quattro  
meno venticinque.



Sono le nove  
e venti.




Sono le dieci  
meno cinque.



È mezzogiorno.  
È mezzanotte.


l'ora



Che ora è, per favore?  
Che ore sono?







È l'una  
e venti.

È mezzogiorno.  
È mezzanotte.




Exercise 10. Write in Arabic numerals the times you hear. 

- |          |           |
|----------|-----------|
| 1. _____ | 6. _____  |
| 2. _____ | 7. _____  |
| 3. _____ | 8. _____  |
| 4. _____ | 9. _____  |
| 5. _____ | 10. _____ |

Exercise 11. Say the times shown in Italian.



Exercise 12. Respond to the questions you hear, giving the times shown below in your answers.



Exercise 13. Repetition.

Dov'è la stazione?

Where is the station?

Dove sono i gabinetti?\*

Where are the restrooms?

Dov'è la NSA?

Where's NSA?

Dove sono i tassì?

Where are the taxis?

Dov'è il Bar Italia?

Where is the Italia Bar?

Dov'è Piazza Roma?

Where is the Piazza Roma?

Dove sono i facchini?

Where are the porters?

Dov'è il ristorante?

Where is the restaurant?

---

\*Restrooms are often marked WC or 00 (zero-zero). In smaller bars and eating places there is one restroom used by both men and women.

## Exercise 14.

You hear: l'Ambasciata Americana  
 You say: Dov'è l'Ambasciata Americana?  
 OR  
 You hear: i tassì  
 You say: Dove sono i tassì?

l'Ambasciata Americana	i tassì
la Stazione Centrale	il ristorante
i gabinetti	Piazza Roma
il Colonnello Nelson	il bagno
il treno per Verona	il Consolato degli Stati Uniti
le valige	i Signori Rossi


## Exercise 15. Repetition.

in fondo al corridoio	at the end of the hallway
in fondo alla sala	in the back of the room
a destra	to the right
a sinistra	to the left
laggiù	over there


## Exercise 16. Say in English.





Exercise 17. Say in Italian. 

1. Give me a one-way ticket to Verona, please.
2. A round-trip ticket to Rome, first class, please.
3. Give me two tickets for Florence, first class.
4. Is there a second class on this train?
5. Isn't there a second class?
6. What time does the train leave for Rome?
7. What time does the train arrive from Venice?
8. Where are the toilets?
9. The bar is at the end of the hallway, to the right.

Exercise 18. Conversation for Listening Comprehension. 

- Don Smith: Buon giorno. Scusi, a che ora parte il prossimo treno per Vicenza?
- Bigliettaio: Il rapido per Verona, Numero 81, parte a mezzanotte e venti e arriva alle otto e trenta.
- Don Smith: Ah, devo cambiare a Verona?
- Bigliettaio: Sì, alle nove e venticinque c'è la coincidenza per Vicenza.
- Don Smith: Bene, mi dia un'andata di prima classe. Quant'è?
- Bigliettaio: Un biglietto cumulativo, Napoli - Vicenza, 60.000 lire.
- Don Smith: Per favore, dov'è il bar?
- Bigliettaio: È laggiù, in fondo al corridoio, a sinistra.
- Don Smith: Mi serve un portabagagli. Dove sono?
- Bigliettaio: Eccolo. Ehi, facchino!
- Don Smith: Grazie mille.

NOTE: Il prossimo treno means "the next train."

Rapido, "express train."

Cambiare, "to change."

Facchino, portabagagli, "porter." Portabagagli also means "luggage rack" and "trunk of a car."

Mi serve, "I need."

Eccolo, "Here he is;" "Here it is."

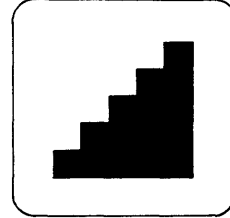
Exercise 19. Study the following signs until you have no problem recognizing them and understanding their meanings.




Entrance



Exit



Scale  
Stairs




Ascensore  
Elevator




Push




Pull




Informazioni  
Information



Deposito Bagagli  
Baggage Check



Vagone Ristorante  
Dining Car




Vagone Letto  
Sleeping Car



Waiting Room



Exchange Office




Ai Binari  
To Tracks



Polizia Ferroviaria  
Railroad Police

# SELF-EVALUATION QUIZ

---



Mont Blanc de Courmayeur  
Photo: Idefix  
cc-by-sa-3.0

## Part I

- SITUATION 1. You are at the Central Station in Naples. You want to buy a round-trip, second-class ticket to Rome. What do you say to the ticket agent?
- SITUATION 2. Ask the ticket agent, "Isn't there any second class on the Palatino?"
- SITUATION 3. Ask him, "How much is a first-class ticket?"
- SITUATION 4: ON TAPE ONLY.
- SITUATION 5. Tell the ticket agent to give you a first-class ticket.
- SITUATION 6. Stop a passerby and ask him what time it is.
- SITUATION 7. Ask the ticket agent where the toilets are.
- SITUATION 8. You are between trains and have time for a quick lunch. Ask where the restaurant is.

## Part II

Write the ticket prices in Arabic numerals.

- |          |           |
|----------|-----------|
| 1. _____ | 6. _____  |
| 2. _____ | 7. _____  |
| 3. _____ | 8. _____  |
| 4. _____ | 9. _____  |
| 5. _____ | 10. _____ |

## Part III

Write the times you hear in Arabic numerals.

- |          |           |
|----------|-----------|
| 1. _____ | 6. _____  |
| 2. _____ | 7. _____  |
| 3. _____ | 8. _____  |
| 4. _____ | 9. _____  |
| 5. _____ | 10. _____ |

## Part IV

You will hear five directions given in Italian. After each direction, select the appropriate English equivalent from the six choices, a through f, and write the letter in the appropriate box below.

- |                             |                                                 |
|-----------------------------|-------------------------------------------------|
| 1. <input type="checkbox"/> | a It's over there.                              |
| 2. <input type="checkbox"/> | b It's at the end of the hallway.               |
| 3. <input type="checkbox"/> | c It's to the right.                            |
| 4. <input type="checkbox"/> | d It's in the back of the room.                 |
| 5. <input type="checkbox"/> | e It's at the end of the hallway, to the left.  |
|                             | f It's at the end of the hallway, to the right. |

Part V

Match the following numbers and letters.

1.



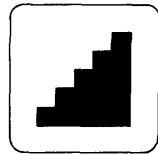
a Stairs

2.



b Elevator


3.



c Entrance

Scale

4.



d Pull

Ascensore

5.



e Exit

6.



f Push

7.



g Waiting Room

Informazioni

8.




**Deposito Bagagli**

9.



**Ai Binari**

10.



**Vagone Ristorante**

11.



**Vagone Letto**

12.



**Sala d'Aspetto**

13.



**UFFICIO CAMBIO**

h Train Transfer

i Information

j Exchange Office

k Baggage Check

l Dining Car

m Sleeping Car

n To Tracks

o Railroad Police

# Module II, Unit 3

## ON THE BUS



Bus in Florence, Italy  
Photo: Jotaveefe  
Public Domain



## Module II, Unit 3

### CONVERSATION

---



Basilica of St. John Lateran - Rome  
Photo: Stefan Bauer  
cc-by-sa-2.5

#### On the bus

Don Smith: Pardon me. Tell me, to go to NATO where do I have to transfer?

Conductor: You have to transfer at the Central Station and take the 150.

Don Smith: OK. Then give me a ticket, please.

Conductor: You have to buy it at the bus stop.

Don Smith: Many thanks.

Conductor: You are welcome.

# CONVERSAZIONE

---



Milan Peace Arch  
Public Domain

## Sull'autobus

Don Smith: Scusi. Mi dica, per andare alla NATO dove devo cambiare?

Conduttore: Deve cambiare alla Stazione Centrale e prendere il 150.

Don Smith: Bene. Allora mi dia un biglietto, per cortesia.

Conduttore: Deve comprarlo alla fermata.


Don Smith: Grazie tante.

Conduttore: Prego.



## NOTES ON THE CONVERSATION

---



Leaning Tower of Pisa  
Photo: Softeis  
cc-by-sa-3.0

1. Deve comprarlo, Lo deve comprare, "You must buy it." With modal verbs such as posso (can), voglio (wish), devo (must), the direct object can either occur before the modal or attached to the infinitive.
2. In Italy, you enter the bus through the back door.

# EXERCISES

---



Venice Square  
Photo: Glen Larson  
Public Domain

## Exercise 1.

You hear: alla NATO

You say: Scusi. Per andare alla NATO, per cortesia?

alla NATO

a Pompei

alla Stazione Centrale

all'Ospedale Regionale

(to the Regional Hospital)

a Piazza Bologna

al Consolato Americano

alla NSA

a Gaeta

## Compare:

Io devo + verb


Lei deve

I must/have to + verb

You must/have to

## Exercise 2. Repetition.

[Io] devo lavorare.	I must work. OR I have to work.
Deve lavorare [Lei]?	Do you have to work?
[Io] devo partire.	I must leave.
[Lei] deve partire.	You must leave.
Devo cambiare alla Stazione Centrale?	Do I have to transfer at Central Station?
Deve cambiare alla prossima fermata.	You must transfer at the next stop.
Devo prendere il 65.	I must take the 65.
[Lei] deve prendere questo treno.	You have to take this train.
[Io] devo partire ora.	I have to leave now.
Deve lavorare questa sera?	Do you have to work tonight?

Exercise 3. Say in Italian. 

1. I have to work.
2. I have to leave at five.
3. I have to change at the station.
4. I have to work this evening.
5. I have to take the bus.
6. I have to leave now.

## Exercise 4. Answer in Italian.

<p>You hear: Deve lavorare questa sera?</p> <p>You say: Sì, devo lavorare questa sera.</p>
--------------------------------------------------------------------------------------------

## Exercise 5.

You hear: un biglietto per Catania  
 You say: Mi dia un biglietto per Catania, per cortesia.

un biglietto per Catania  
 un biglietto di andata e ritorno  
 un biglietto di andata  
 un biglietto cumulativo  
 il Suo indirizzo (your address)  
 il Suo numero telefonico (your telephone number)

## Exercise 6.


You hear: a ticket for Catania  
 You say: Vorrei un biglietto per Catania.

a ticket for Catania                      a transfer ticket  
 a round-trip ticket                      a round-trip ticket to Naples  
 a one-way ticket                      a one-way ticket to Catania


## Exercise 7.

You hear: to leave  
 You say: Vorrei partire.

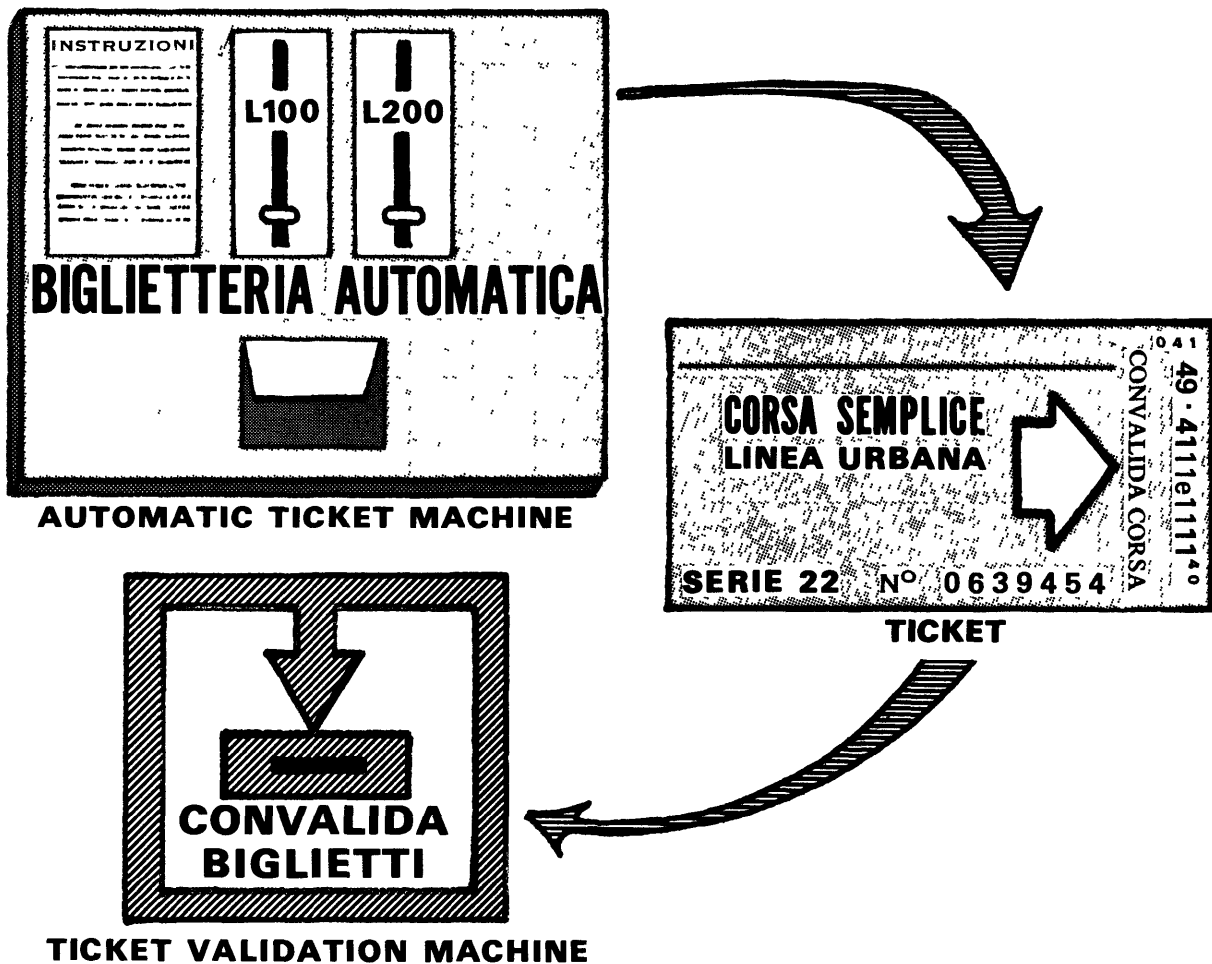
to leave                      to work tomorrow  
 to leave at 4:00                      to take the train  
                                          to change at Verona

Exercise 8. Say in Italian. 

1. Excuse me, sir. How do I get to Gaeta, please?
2. To go to the American Consulate, where must I change?
3. Do I have to change in Verona?
4. Do I have to take the 24?
5. Do you have to work this evening?
6. OK. Then I would like a transfer for Vicenza.
7. How much is it?
8. I would like to leave at four.

Exercise 9. Conversation for Listening Comprehension. 

**OBTAINING A BUS TICKET**



Alla stazione di Napoli

- Don Smith: Per andare a Vicenza devo cambiare treno?
- Bigliettaio: Sì, deve cambiare a Verona e lì prendere la coincidenza per Vicenza alle 7 e 15.
- Don Smith: Bene, vorrei un biglietto cumulativo per Vicenza.
- Bigliettaio: Sono 60.000 lire.


A una fermata d'autobus a Napoli

- Don Smith: Scusi. Per andare al Consolato Americano in via Caracciolo, quale autobus devo prendere?
- Passante: Deve prendere il 26, cambiare in Piazzale Tecchio, e prendere il 102.
- Don Smith: Molte grazie.
- Passante: Non c'è di che.


NOTE: Non c'è di che means "Don't mention it."



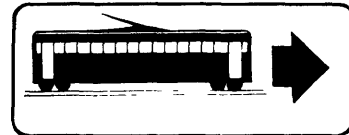
Exercise 10. Study the signs until you have no problem recognizing them and understanding their meanings.



**Corriera**  
Bus connecting two cities




**Autobus**  
Bus for city or long-distance services



**Filobus/Tramvai**  
Trolley Bus/Streetcar



**Fermata Obbligatoria**  
Mandatory Stop



**Fermata Facoltativa**  
**Fermata a Richiesta**  
Request Stop (must signal driver)



**Up**  
(entrance of a bus or train)



**Down**  
(exit of a bus or train)




**Vietato Fumare**  
No Smoking



**Tickets**

NOTE: To alert the driver of the bus you are on, you must ring a bell. If you are waiting at a request bus stop, you have to signal the driver to stop.

# SELF-EVALUATION QUIZ



Mont Blanc de Courmayeur  
Photo: Idefix  
cc-by-sa-3.0

## Part I

SITUATION 1. You want to go to NATO. As you board the bus, ask the driver where you have to change.

SITUATION 2. You want to go to the American Consulate. Politely ask a man at the bus stop which bus you have to take to get there.

SITUATION 3. Tell the ticket agent that you would like a ticket for via Chiaia.

SITUATION 4. ON TAPE ONLY.

SITUATION 5. ON TAPE ONLY.

## Part II

Match the Italian signs and their English equivalents.

1.



Autobus

a Trolley Bus

2.



Fermata Obbligatoria

b Request Stop

c Bus

3.



d Mandatory Bus Stop

e Down (exit of a bus or train)

4.



Fermata Facoltativa

f Up (entrance of a bus or train)

5.



Vietato Fumare

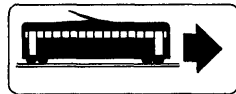
g No Smoking

6.



h Tram

7.



Filobus

# Module II, Unit 4

## AT THE GAS STATION



Agip - Italian based petrol retailer  
Photo: joho345  
Public Domain

## Module II, Unit 4

### CONVERSATION

---



Basilica of St. John Lateran - Rome  
Photo: Stefan Bauer  
cc-by-sa-2.5

#### To a gentleman on the street

Don Smith: Excuse me. Is there an Agip or an IP station in the vicinity, please?

Passerby: There is an IP station about 2 or 3 km from here.

Don Smith: Many thanks.

#### At the gas station

Don Smith: Fill it up, (of) super, please. Do you take NATO gas coupons?

Attendant: Yes, sir, certainly.

Don Smith: How do I get to Central Station, please?

Attendant: Go straight ahead for about 10 km. When you come to the crossroad, turn (to) right and then straight ahead.

Don Smith: How? Excuse me, I don't understand. Can you speak more slowly, please?

Attendant: Straight ahead for about 10 km. At the crossroad, turn (to) right and then straight ahead. It's clear now?

Don Smith: I understood, thanks. Would you check the oil and the radiator, please?

Attendant: Of course.

Don Smith: Here are the coupons for the 30 liters of gas and a coupon for the oil.

Attendant: Many thanks. Be careful! Go slowly on the road; it's foggy today!

# CONVERSAZIONE

---



Milan Peace Arch  
Public Domain

## A una persona per la strada

Don Smith: Scusi, c'e una stazione Agip o IP nelle vicinanze, per favore?

Passante: C'è una stazione IP a circa due o tre km da qui.

Don Smith: Grazie mille.

## Alla stazione di servizio

Don Smith: Faccia il pieno di super, per favore. Accettate i buoni NATO per la benzina?

Benzinaio: Sì, Signore, certamente.

Don Smith: Per andare alla Stazione Centrale, per piacere?

Benzinaio: Vada avanti dritto per una diecina di km. Quando arriva al crocevia, giri a destra e poi sempre dritto.

Don Smith: Come? Scusi, non capisco. Può parlare più lentamente, per favore?

Benzinaio: Dritto per circa dieci km. Al crocevia, giri a destra e poi sempre dritto. È chiaro adesso?

Don Smith: Ho capito, grazie. Vorrebbe controllare l'olio e il radiatore, per gentilezza?


Benzinaio: Senz'altro.

Don Smith: Ecco i buoni per i trenta litri di benzina, ed un buono per l'olio.

Benzinaio: Grazie tante. Faccia attenzione! Vada piano per la strada, c'è nebbia oggi!

## NOTES ON THE CONVERSATION

---



Leaning Tower of Pisa  
Photo: Softeis  
cc-by-sa-3.0

1. Lentamente or piano, "Slowly." For example, Vada piano, "Go slowly."
2. Ho capito, "I understood," is the past of Capisco, "I understand."
3. Coupons come in booklets of 100 and 200 liters in 5, 10, and 20-liter denominations. If the coupons exceed the amount of gas purchased, the attendant will give you change. It's always recommended to buy super gas because normale has a very low octane rating.

# EXERCISES

---



Venice Square  
Photo: Glen Larson  
Public Domain

## Exercise 1.

You hear: Ci sono dei tassì nelle vicinanze.  
You say: Ci sono dei tassì nelle vicinanze?

Ci sono dei tassì nelle vicinanze.  
C'è una stazione IP nelle vicinanze.  
Ci sono dei gabinetti nelle vicinanze.  
C'è un ristorante nelle vicinanze.  
C'è un telefono nelle vicinanze.

## Exercise 2.

normale	regular	nafta	diesel
super	super	gasolio	diesel
		benzina	gas

## Exercise 3.

You hear: normale  
You say: Faccia il pieno di normale, per favore.

normale	nafta
super	gasolio



## Exercise 4.

You see: 5,000 lire of super  
 You say: 5.000 lire di super

5,000 lire of super	15,000 lire of diesel
10,000 lire of regular	20 liters of regular
30 liters of super	25 liters of diesel


## Exercise 5. Repetition.

Continui sempre diritto.	Continue straight ahead; keep going straight ahead.
Vada sempre diritto.	Go straight ahead.
Giri a sinistra.	Turn left.
Giri a destra.	Turn right.
Sempre diritto.	Straight ahead.
Di faccia.	In front.
Di fronte.	In front.
Davanti.	In front.
Vicino.	Near.
Lontano.	Far.

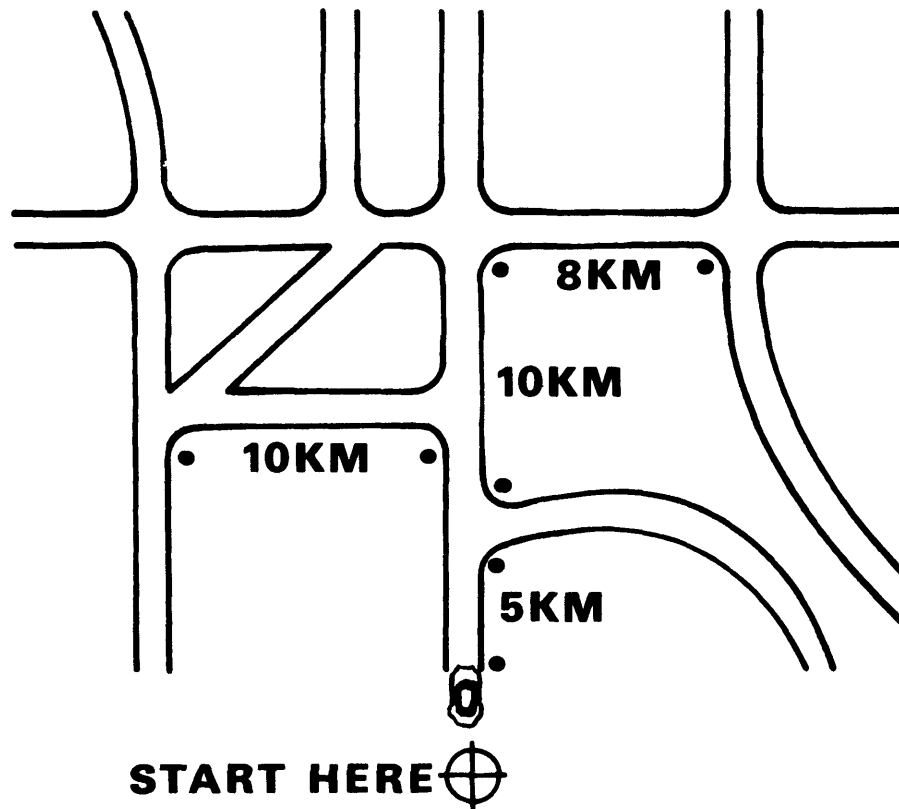
NOTE: Una diecina means "about ten." The suffix ina placed after numbers higher than nine indicates the approximation. Circa may also be used. Numbers from one to nine use only Circa.

## Exercise 6. Repetition.

tre	three
circa tre	about three
otto	eight
circa otto	about eight
dieci	ten
circa dieci	about ten
una diecina	about ten
quindici	fifteen
circa quindici	about fifteen
una quindicina	about fifteen
venti	twenty
circa venti	about twenty
una ventina	about twenty
trenta	thirty
circa trenta	about thirty
una trentina	about thirty
cinquanta	fifty
circa cinquanta	about fifty
una cinquantina	about fifty
settanta	seventy
circa settanta	about seventy
una settantina	about seventy
cento	a hundred
circa cento	about a hundred
un centinaio	about a hundred
duecento	two hundred
circa duecento	about two hundred
due centinaia	about two hundred
mille	a thousand
circa mille	about a thousand
un migliaio	about a thousand
duemila	two thousand
circa duemila	about two thousand
due migliaia	about two thousand

Exercise 7. Say in English. 


Exercise 8. Listen to the directions on the tape and trace the route you will have to follow on the map below.



## Exercise 9.

You hear: controllare l'olio You say: Vorrebbe controllare l'olio?
-----------------------------------------------------------------------

controllare l'olio  
lavorare domani  
parlare più lentamente  
cambiare l'olio  
verificare il radiatore  
fare il pieno

Exercise 10. Say in Italian. 

1. Excuse me, sir. Is there an IP station nearby?
2. Fill it up, please, super.
3. I would like 15,000 lire of premium, please.
4. Do you accept NATO gas coupons?
5. To go to Central Station, is it straight ahead?
6. Excuse me, I don't understand.
7. I understood, thank you.
8. Can you speak slowly, please?
9. Would you check the oil and the radiator?

Exercise 11. Repetition.



**Parcheggio**  
*Parking*



*Not a Through Street*



**Sosta Vietata**  
*Parking Prohibited*



*Disk Mandatory*



**Sosta Regolamentata**  
*Limited Parking*



**Strada Nazionale**  
*Highway*



*One Way*



*Toll Freeway*



**Rotatoria**  
*Circular Traffic (Piazza)*



*Turn on Lights*



**Mantenere la Destra**  
*Keep Right*



**Strada Accidentata**  
*Road in Bad Condition*



**Divieto di Sorpasso**  
*No Passing*




*Detour*



**Limite di Velocità**  
*Speed Limit*



**Lavori in Corso**  
*Road Work*

Exercise 12. Conversation for Listening Comprehension. 

## TIME-RESTRICTED PARKING

(Disco Orario)

In some shopping areas downtown, you can find the sign "P" (Parcheggio - Parking).

To park in these areas, you need a Disco Orario, where you set the arrival time on the first window (inizio sosta). The other window will show the time your car should be moved (fine sosta).

---



Bilingual road sign (Italian and Friulian) outside San Vito al Torre, Udine, Italy  
Photo: Klenje  
cc-by-sa-2.5

### Directional Road Signs



Don Smith: Mi scusi, un'informazione, per favore.

Passante: Prego.

Don Smith: Vorrei fare benzina. C'è una stazione Agip o IP nei dintorni?

Passante: Vada sempre diritto. Dopo il terzo semaforo non prenda la prima, ma la seconda strada a sinistra.

Don Smith: Scusi, come si chiama la strada?

Passante: Via Verdi. E lì, dopo circa cento metri, proprio di fronte alla stazione della metropolitana, c'è la stazione Agip.

Don Smith: Grazie tante.

Passante: S'immagini.

Note: Fare benzina, "to get gas."

Dopo, "after," "then."

Semaforo, "stoplight."

Proprio, "just."

Italians quite often tell you where not to go before they tell you where to go. This method of giving directions can sometimes be confusing.

Don Smith: Quaranta litri di super, per favore. Prendete i buoni NATO per la benzina?

Benzinaio: Certamente.

Don Smith: Per andare a Roma, per piacere?

Benzinaio: Può prendere l'autostrada A2, deve passare per Gaeta.

Don Smith: Com'è la strada oggi?

Benzinaio: L'autostrada è eccellente, non c'è nebbia.

Don Smith: Grazie. Vorrebbe controllare l'olio?

Benzinaio: Sì, Signore.--L'olio va bene.

Don Smith: Ecco due buoni da 20 litri.

Benzinaio: Grazie tante. Faccia buon viaggio.


NOTE: Prendere, "You (plural) take."

Autostrada, "freeway."

Deve passare, "must pass."

Buon viaggio or Faccia buon viaggio, "Have a nice trip."

# SELF-EVALUATION QUIZ



Mont Blanc de Courmayeur  
Photo: Idefix  
cc-by-sa-3.0

## Part I

Listen carefully to the Italian statement and select the English equivalent from the four choices in your book by circling one of the letters a, b, c, or d.

1.
  - a Be careful on the road; there's fog today.
  - b Be careful. Don't take that road. There is so much fog.
  - c Go slowly on the freeway. It's foggy today.
  - d Be careful on the road. There is fog this morning.
  
2.
  - a The service station is about two or three km from the taxi stand.
  - b Drive for two or three km and you will find Central Station.
  - c There is a service station about two or three km from here.
  - d You'll find the railroad station about two or three km from here.
  
3.
  - a Go straight for about 10 km. At the crossroad turn right, then to your left.
  - b Take the first right. Drive for about 15 km. At the crossroad, make a left, then go straight.
  - c Go straight for about 10 km. When you come to the crossroad, turn right. Then it's straight ahead.
  - d Keep right until you find a crossroad. Go straight for about 15 km. Then make a left.
  
4.
  - a Where can I gas up?
  - b Shall I fill it up, sir?
  - c How much do I owe you for the gas, sir?
  - d How much is it for the fill-up?

## Part II

Respond in Italian during the pauses provided on the tape. Then listen to the confirmation after each situation.

SITUATION 1. Ask if there is an Agip station in the vicinity.

SITUATION 2. Ask if there are taxis nearby.

SITUATION 3. At the service station, tell the attendant to fill it up with super.

SITUATION 4. Say that you would like 15,000 lire of super.

SITUATION 5. At the service station, ask the attendant if he accepts NATO gas coupons.

SITUATION 6. How would you ask the station attendant how to get to Rome?

SITUATION 7. Tell the attendant that you don't understand and ask him if he can speak more slowly.

SITUATION 8. Ask the attendant if he could check the oil and the radiator.

SITUATION 9. Thank the attendant and ask him how much it is.

## Part III

Listen to the five directions in Italian. Select the appropriate English equivalent from the six choices below by writing the corresponding letter in each numbered box.

1.  a Continue straight ahead.
2.  b It's to the right.
3.  c Turn right.
4.  d Go right.

5.  e Straight ahead.  
f Turn left.

## Part IV

Listen to five figures given in Italian. Select the appropriate English equivalent from the eight choices by writing the corresponding letter in each box.

1.  a About 300 km.  
2.  b About 50 dollars.  
3.  c About 7 km.  
4.  d About 12 days.  
5.  e About 15 km.  
f About 100 dollars.  
g About 10 days.  
h About 30 km.

## Part V

You will hear five sentences involving prices and distances. Listen for the numbers and write them in the spaces below.

1. \_\_\_\_\_  
2. \_\_\_\_\_ \_\_\_\_\_  
3. \_\_\_\_\_  
4. \_\_\_\_\_  
5. \_\_\_\_\_

Part VI

Match the signs and their English equivalents.

1.		a	No Parking
2.	 <p>Lavori in Corso</p>	b	Detour
3.	 <p>Strada Nazionale</p>	c	Road Work
4.	 <p>Sosta Regolamentata</p>	d	Keep Right
5.		e	Limited Parking
6.		f	Not a Through Street
		g	Turn On Lights
		h	Disk Mandatory
		i	Highway
		j	No Passing
		k	Speed Limit

7.



**Limite di Velocità**

l Toll Freeway

m One Way

8.



**Divieto di Sorpasso**

n No Littering

9.



10.



**Parcheggio**

11.



12.



**Mantenere la Destra**

13.



# Module II, Expansion Unit

## EMERGENCIES ON THE ROAD



Fiat Punto car crash in Pavia, near Milan  
Photo: Uberto  
cc-by-2.0



## Module II, Expansion Unit

# CONVERSATION

---



Basilica of St. John Lateran - Rome  
Photo: Stefan Bauer  
cc-by-sa-2.5

### A car breakdown

Don Smith: Excuse me, I've got car trouble. Could you give me a lift as far as (to) the next village?

Car Driver: But certainly. Get in!

Don Smith: Where can I telephone?

Car Driver: You can go to a bar or to the post office.

### Reporting an auto accident

Don Smith: Excuse me, sir. There has been an auto accident near Sorrento about two km from here. Can you call the police, please? Quick! There are injured!

# CONVERSAZIONE

---



Milan Peace Arch  
Public Domain

## Fare l'autostop per un guasto alla macchina

Don Smith: Scusi, ho un guasto alla macchina. Potrebbe darmi un passaggio fino al prossimo paese?

Autista: Ma certamente. Salga!

Don Smith: Da dove posso telefonare?

Autista: Può andare ad un bar o alla posta.

## Notificare un incidente stradale

Don Smith: Scusi, Signore. C'è stato un incidente stradale vicino a Sorrento a circa due km da qui. Può chiamare la polizia, per favore? Presto! Ci sono dei feriti!



## NOTES ON THE CONVERSATION

---



Leaning Tower of Pisa  
Photo: Softeis  
cc-by-sa-3.0

1. Un guasto alla macchina, "a car breakdown."
2. Un passaggio, "a lift."
3. Posta is the short form for ufficio postale, "post office."
4. C'è stato, "There has been." For example, C'è stato un incidente stradale.
5. Incidente means "accident," and accidente means "incident" in Italian.
6. Be aware that, in Italy, hitchhiking on freeways is against the law. It is also against navy regulations.
7. In case of trouble, pull off to the emergency lane and wait for the A.C.I. (Automobile Club Italia), Soccorso Stradale, or the police.

# EXERCISES

---



Venice Square  
Photo: Glen Larson  
Public Domain

## Exercise 1. Repetition.

vicino a	near, close to
vicino alla stazione	near the train station
vicino a Sorrento	near Sorrento
vicino all'incrocio di via Solferino con via Roma	near the intersection of Solferino Street and Rome Street

## Exercise 2.

You hear: la polizia
You say: Può chiamare la polizia?

la Polizia	the police
la Polizia Militare	the military police
i Carabinieri	similar to our National Guard
la Polizia Militare della Marina Americana	the shore patrol
la Pubblica Sicurezza	the public security police
un dottore	a doctor
un'ambulanza	an ambulance
un carro-attrezzi	a tow truck

## Exercise 3. Repetition.

Ho avuto un incidente  
stradale.

Mi fa male qui.

Sono ferito.

Mia moglie è ferita.

Ci sono dei feriti gravi.

Non muovetemi.

Mi porti all'ospedale.

Può portarmi dal dottore?

Può aiutarmi?

Aiuto!

I've had an auto accident.

It hurts me here.

I'm injured.

My wife is injured.

People have been seriously  
injured.

There are seriously injured.

Don't move me.

Take me to the hospital.

Can you take me to a doctor?

Can you help me?

Help!

## Exercise 4. Repetition.

Sono senza benzina.

Ho una gomma a terra.

Non so che sia.

Non si avvia.

Penso che sia la batteria.

È surriscaldato.

Penso di aver bisogno  
di olio.

Penso che il radiatore  
abbia bisogno di acqua.

C'è qualcuno che parla  
inglese?

I am out of gas.

I have a flat tire.

I don't know what's wrong.

It doesn't start.


I think it's the battery.

It's overheating.

I think I need oil.

I think that the radiator  
needs some water.

Is there anyone who speaks  
English?

Exercise 5. Say in Italian. 

1. Excuse me. I've got car problems.
2. Can you give me a lift to the next village?
3. Where can I telephone?
4. Is there anyone who speaks English?
5. There has been an auto accident near Gaeta, about 15 km from here.
6. Can you call the military police?
7. I'm injured. Can you help me?
8. I'm injured. Can you call an ambulance?
9. Don't move me. It hurts me here.
10. People have been injured. Can you call the police, quick!
11. I have a flat tire. Can you help me?
12. I am out of gas. Can you give me a lift to the next gas station?

## VOCABULARIO

Parti dell'automobile

l'asse  
 l'avviamento  
 la batteria  
 le candele  
 il carburatore  
 la cinghia del ventilatore  
 il cofano  
 i fari  
 i fari antinebbia  
 il filtro dell'aria  
 il filtro dell'olio  
 i freni  
 la frizione  
 il klaxon  
 i lampeggiatori  
 le marce  
 la marmitta  
 il motore  
 il parabrezza  
 il pneumatico, il copertone,  
   la ruota  
 la pompa dell'acqua  
 la pompa della benzina  
 la ruota di ricambio  
 il serbatoio  
 il tergicristallo  
 la trasmissione

## VOCABULARY

Parts of a car

axle  
 ignition  
 battery  
 spark plugs  
 carburetor  
 fan belt  
 hood  
 lights (head)  
 rear fog lamps  
 air filter  
 oil filter  
 brakes  
 clutch  
 horn  
 turn signals  
 gears  
 muffler  
 engine  
 windshield  
 tire  
 pump (water)  
 pump (gas)  
 wheel (spare)  
 gas tank  
 wipers  
 transmission

# Module II

## GLOSSARY

---

ITALIAN – ENGLISH

### A

acqua (l')	water
ad	a, at
adesso	now
a destra	to the right
aggiustare	to fix
Ah!	Ah!
aiuto (l')	help
al	at the, on the, to the
ambulanza (l')	ambulance
anch'io	me too
andata e ritorno	round trip
antinebbia (gli)	fog lamps
aria (l')	air
ascensore (l')	elevator
a sinistra	to the left
asse (l')	axle
autobus (l')	bus
autostrada (l')	freeway
avviamento (l')	ignition



## B

bagaglio (il)	luggage
bagno (il)	bath
bar (il)	bar
base (la)	base
batteria (la)	battery
benzina (la)	gasoline
biglietteria (la)	ticket window
biglietto (il)	ticket
biglietto cumulativo (il)	transfer ticket
biglietto di andata (il)	one-way ticket
biglietto di andata e ritorno (il)	round-trip ticket
binari (ai)	(to the) tracks
binario (il)	track
buoni (i)	coupons
Buon viaggio.	Have a nice trip.

## C

cambiare	to change
candela (la)	spark plug
Carabinieri (i)	carabinieri
carburatore (il)	carburetor
carro attrezzi (il)	tow truck
C'è....	There is....
C'è qualcuno....	There is someone.... Is there someone...?
C'è stato....	There has been....

cento metri	one hundred meters
Centrale (la)	the Central
certamente	certainly
Che ora è?	What time is it?
Che ore sono?	What time is it?
chi	who
chiamare	to call
chiaro/a	clear
cinghia (la)	belt
circa	about
Ci sono....	There are....
classe (la)	class
cofano (il)	hood
coincidenza (la)	bus or train connection
conduttore (il)	conductor
Consolato (il)	Consulate
continuare	to continue
Continui sempre diritto.	Continue straight ahead.
controllare	to check
copertone (il)	tire
corridoio (il)	hallway
corriera (la)	bus connecting two cities
costare	to cost
crocevia (il)	crossroad

## D

davanti	in front of
deposito bagagli (il)	baggage check

destra (la)	right
deve	must, have to (he, she, you [sing.])
devo	I must
di faccia a	in front of
di fronte a	in front of
dire	to say, to tell
direttamente	directly
direttissimo (il)	express train
diritto	straight
Discesa	Down (exit of a bus or train)
domani	tomorrow
dopo	afterwards, later
dottore (il)	doctor

## E

Ecco....	Here is....; Here are.... There is....; There are....
Eccolo/a.	There she is. There you are. Here he is. Here it is.
Eccone....	Here's some of....
Ehi!	Hey!
entrata (l')	entrance
essere	to be

## F

facchino (il)	porter
Faccia attenzione.	Be careful.

Faccia il pieno.	Fill it up.
Fa male.	It does hurt.
fare benzina	to get gas
fare l'autostop	to hitchhike
fari antinebbia (i)	fog lamps
ferito (il)	injured
fermata (la)	stop (bus)
ferrovia (la)	railroad
filobus (il)	trolley bus
filtro (il)	filter
fino a	to, up to
fino al	to, until, up to
fondo (in)	end
fra	between, among, within
freno (il)	brake
frizione (la)	clutch
fronte (di)	front
fumare	to smoke

## G

gabinetto (il)	bathroom, rest room, toilet
gasolio (il)	diesel
Giri a destra.	Turn (to the) right.
Giri a sinistra.	Turn (to the) left.
grande	big
grave	serious

Grazie tante.	Many thanks.
guasto (il)	trouble
I	
incidente stradale (l')	auto accident
indirizzo (l')	address
informazioni (le)	information
K	
klaxon (il)	horn
L	
laggiù	over there
lampeggiatore (il)	turn signal
lavorare	to work
lentamente	slowly
lì	there
libero/a	free
lira (la)	lira
litro (il)	liter
lontano/a	far
M	
macchina (la)	car
mandare	to send
marce (le)	gears
marmitta (la)	muffler
mattina (la)	morning

me	me
meno	minus
metro (il)	meter
metropolitana (la)	underground railway
mezzanotte (la)	midnight
mezzo/a	half
mezzogiorno (il)	noon
migliaio (il, un)	about a thousand
militare (il)	military
minuto (il)	minute
Molte grazie.	Many thanks.
motore (il)	engine

## N

nafta (la)	diesel
ne	of it, of them, from
Non funziona.	It doesn't work.
Non so che sia.	I don't know what it is.
normale (la)	regular
notificare	to notify
numero telefonico (il)	telephone number

## O

oggi	today
olio (l')	oil
ora (l')	hour, time
ora di punta (l')	rush hour

ospedale (l')	hospital
P	
parabrezza (il)	windshield
parlare	to speak
partire	to leave
passaggio (il)	lift, ride
per	by, by means of, during, for, in, in order to, on account of, through, to
perchè	because, why
per cortesia	please
per favore	please
per gentilezza	please
per piacere	please
piccolo/a	small
pieno (il)	full tank
più	more
pneumatico (il)	tire
poi	afterwards
Polizia (la)	police
Polizia Ferroviaria (la)	railroad police
Polizia Militare (la)	military police
pomeriggio (il)	afternoon
pompa (la)	pump
porta (la)	door
portabagagli (il)	porter
posso	I can
Potrebbe?	Could you?

prego	please
prendere	to take
prendere la coincidenza	to take the connection
presto/a	quick, early
primo/a (il/la)	first
proprio/a	just
prossimo/a	next
Pubblica Sicurezza (la)	public security police
può	can
Può aiutarmi?	Can you help me?
Può dirmi?	Can you tell me?
Può essere?	Can it be?
Può venire?	Can you come?

## Q

Quant'è?	How much?
Quanto costa?	How much?
Quanto devo?	How much do I owe you?
questo/a	this

## R

radiatore (il)	radiator
regionale	regional
regolare	regular
rimpiazzare	to replace
ristorante (il)	restaurant
ruota (la)	wheel



## S

sala (la)	living room
sala d'aspetto (la)	waiting room
Salita	Up (entrance of a bus or train)
scale (le)	stairs
seconda (la)	second
semaforo (il)	stoplight
sempre	always
sempre dritto	straight ahead
senza	without
senz'altro	of course
sera (la)	evening
serbatoio (il)	gas tank
servizio (il)	service
sicurezza (la)	security
S'immagini.	Don't mention it.
sinistra (la)	left
stazione (la)	station
Stazione Centrale (la)	Central Station
stazione di servizio (la)	service station
stazione ferroviaria (la)	railroad station
strada (la)	road
sul	on the
Suo	his, hers, yours
super (la)	super

## T

tagliando (il)	coupon
Tangenziale (la)	Loop
tassametro (il)	meter
tassì (il)	taxi
telefonare	to telephone
Tenga il resto.	Keep the change.
tergicristallo (il)	wiper
tirare	to pull
traffico (il)	traffic
tram (tramvai) (il)	streetcar
trasmissione (la)	transmission
treno (il)	train
troppo/a	too much
tutto/a	all, everything

## U

ufficio cambio (l')	exchange office
ufficio postale (l')	post office
uscita (l')	exit


## V

Va bene.	All right.
Vada avanti.	Go straight.
Vada piano.	Go slowly.
Vada sempre dritto.	Go straight ahead.
vagone (il)	car

vagone letto (il)	sleeping car
vagone ristorante (il)	dining car
valigetta (la)	attaché case, small suitcase
valigia (la)	suitcase
venire	to come
ventilatore (il)	fan
verificare	to verify
vero	right, true
viaggio (il)	trip
vicinanza (la)	vicinity, neighborhood
vicino a	nearby, close to, near
vietato	forbidden
Vietato fumare.	No smoking.
Vorrei cambiare....	I'd like to replace....
Vorrei rimpiazzare....	I'd like to replace....

## Module III

# OBJECTIVES



Palladio's San Giorgio Maggiore in Venice  
Photo: Radomil Binek  
cc-by-sa-3.0

At the end of this module you will be able to perform the following in Italian:

### UNIT 1

1. Ask the headwaiter, the waiter, or the waitress in an Italian restaurant for a table for the number of people in your party.
2. Ask the waiter, waitress, or restaurant owner for the menu.
3. Order an aperitif such as Cinzano, martini, Punt e Mes and others, using the expressions "I'll take" or "I would like."

### UNIT 2

4. Understand the waiter's question "Have you decided?"
5. Say in Italian, "What is this?"
6. Order a first course by saying "To start, I would like...."

7. Say in Italian that you wish to have meat or fish.
8. Order from several optional main courses and side dishes.
9. Say in Italian that you want your steak rare, medium, or well done.
10. Order something to drink to accompany your meal:
  - the house wine or a bottle of wine,
  - mineral water,
  - beer (Italian or foreign).
11. Ask the waiter or waitress to bring you something missing from the table.

### UNIT 3

12. Order cheese, fruit, and desserts (seasonal fruit, ice cream).
13. Say in Italian that you don't want cheese, coffee, ice cream, and so on.
14. Ask the waiter or waitress for coffee and the check.

### EXPANSION UNIT

15. Order an American breakfast (food and beverages of your choice).
16. Order a Continental breakfast (caffè o cappuccino, toast, butter, jam, and so on).

# Module III, Unit 1

## ORDERING APERITIFS



Villa Miani, Rome Italy  
 Photo: brandi sims  
 cc-by-2.0

VINI	LIRE
Bianco e rosso da pasto	.....
Partenope e Gagnano	.....
Biancolella	.....
Forastera	.....
Per'e palummo	.....
Capri Coppola	.....
Vini Bolla	.....
Spumante Martini	.....
Bertani	.....
.....	.....
Liquori italiani	.....
Liquori esteri	.....
.....	.....
Birra Peroni	.....
Birra Nastro Azzurro	.....
Birra Estera	.....
.....	.....
Acqua minerale da ½ litro	.....
Acqua minerale da un litro	.....
Coca cola	.....
Aranciata	.....

## Module III, Unit 1

### CONVERSATION

---



Basilica of St. John Lateran - Rome  
Photo: Stefan Bauer  
cc-by-sa-2.5

#### Would you like a drink before dinner?

Headwaiter: Good evening, sir, ma'am.

Don Smith: A table for two, please.

Waiter: This way, please.

Don Smith: Waiter, the menu, please.

Waiter: Here you are. Would you like (to take) an aperitif?

Mrs. Smith: I'll take a Campari and soda.

Waiter: All right, ma'am. And for the gentleman?

Don Smith: I would like a scotch on the rocks.

Waiter: Very well. Thanks.

# CONVERSAZIONE

---



Milan Peace Arch  
Public Domain

## Volete prendere un aperitivo prima di mangiare?

Capo Cameriere: Buona sera, Signori.

Don Smith: Una tavola per due, per favore.

Cameriere: Prego, da questa parte.

Don Smith: Cameriere, il menù, per cortesia.


Cameriere: Ecco. Volete prendere un aperitivo?

Signora Smith: Io prenderei un Campari soda.

Cameriere: Va bene, Signora. E per il Signore?

Don Smith: Io vorrei uno scotch con ghiaccio.

Cameriere: Molto bene. Grazie.





## NOTES ON THE CONVERSATION

---



Leaning Tower of Pisa  
Photo: Softeis  
cc-by-sa-3.0

1. Other words for il menù are la lista (della vivande), literally "the list (of food)," and la carta. La carta is the list of appetizers, pastas, meat and fish dishes, vegetables and desserts from which you can choose. When you order alla carta, you pay for each item separately. Il menù a prezzo fisso, a list of complete meals with different courses for a set price, is sometimes referred to in the United States as "table d'hôte."
2. Prenderei, "I would take."
3. Con ghiaccio, "with ice."
4. If you eat at a ristorante, you are expected to order a complete meal. A trattoria is a family type restaurant where local food is mainly served. A pizzeria is a restaurant for pizza and first courses. Tavola calda is a snack bar. Many restaurants have menu turistico, a tourist menu, and offer complete meals at fixed and reasonable prices. Lunch, served from 12:30 to 2:30 is the most important meal of the day. Supper, served from 7:30 to 10:30 is usually a light meal.

# EXERCISES

---



Venice Square  
Photo: Glen Larson  
Public Domain

## Exercise 1. Repetition.

Signora	ma'am
Signore	ladies
Signore	sir
Signori	gentlemen; sir, ma'am
Signore e Signori	ladies and gentlemen
Signorina	miss
Signorine	young ladies

## Exercise 2.

You hear: Signore
You say: Buona sera, Signore.

Signore	Signore e Signori
Signora	Signori
Signorina	Signore
Signorine	

## Exercise 3. Say in Italian.

Good morning, sir.  
Good evening, ma'am.  
Good morning, gentlemen.  
Good evening, ladies.  
Good evening, gentlemen.  
Good evening, miss.  
Good morning, ladies and gentlemen.

## Exercise 4. Say in Italian.

A table for two, please.

Waiter, the menu, please.

Miss, the menu, please.

Waiter, a table for three, please.

uno, un, and una, un' = "a," "an"

masculine

uno before a noun beginning with a z or with an s followed by a consonant.

un before a noun beginning with all other consonants and vowels.

feminine

una before a noun beginning with a consonant.

un' before a noun beginning with a vowel.

## Exercise 5. Repetition.

un Cizano	un Negroni
un Campari	uno scotch
un Punt e Mes	un bourbon
un Dubonnet	un Martini
	un whiskey

NOTE: Martini is a brand of vermouth, Martini e Rossi, and not the drink made with gin or vodka that Americans call a martini. For that you should ask for un martini americano. If you say un Martini, you will get just vermouth.

Negroni is an Italian drink made of equal parts of gin, Campari, sweet or dry vermouth, ice and a slice of orange.

## Exercise 6.

You hear:	Vuole prendere* un aperitivo?
	- Cizano
You say:	Io prenderei un Cizano.

Cinzano	Dubonnet
Punt e Mes	bourbon con ghiaccio
scotch	Campari
martini americano	Negroni
	whiskey

---

\*Notice that the verb prendere, "to take," is used when referring to food or drink.

## Exercise 7. Repetition.

mangiare	to eat
un ristorante	a restaurant
un pasto	a meal
una cena	a dinner
cenare	to dine
un pranzo	a lunch
pranzare	to lunch, to have lunch
una colazione	a breakfast
fare colazione	to have breakfast
bere qualcosa	to drink something, to have a drink
una mezza porzione	a half portion
una bella porzione	a generous portion

## Exercise 8. Repetition.

C'è un buon ristorante nelle vicinanze?  
Is there a good restaurant nearby?

Una tavola per quattro.  
A table for four.

Cameriere, il menù, per favore.  
Waiter, the menu, please.

Dove andiamo a pranzare a mezzogiorno?  
Where are we going to have lunch at noon?

Andiamo a bere qualcosa.  
Let's go (to) have a drink.

Andiamo a farci un caffè.  
Let's go (to) have (a) coffee.

Vorrei andare alla rosticceria.  
I'd like to go to the rotisserie.

La cena è alle otto e mezza.  
Dinner is at 8:30.

È inclusa la colazione?  
Is breakfast included?

Mi dia uno scotch con ghiaccio.  
Give me a scotch on the rocks.

Io vorrei un bourbon con ghiaccio.  
I would like a bourbon on the rocks.

Niente per me.  
Nothing for me.

Exercise 9. Say in Italian.



1. I would like a scotch on the rocks.
2. Dinner is at 8:30.
3. Is there a good restaurant nearby?
4. Where are we going to eat today?
5. Let's go have a drink.
6. Miss, the menu, please.
7. Waiter, a table for two, please.
8. I would like to go to the rotisserie.
9. I'll have an American martini on the rocks.
10. Give me a Campari and soda.

Exercise 10. Conversation for Listening Comprehension.



Cameriere: Buon giorno, Signori. Siete in tre?

Don Smith: Sì. Una tavola per tre, per favore.

Cameriere: Da questa parte, prego. Ecco il menù.  
Desiderate un aperitivo?

Mrs. Smith: Niente per me, grazie.

Don Smith: Io prenderei un Campari soda.

Cameriere: E Lei Signora?


Signora Rossi: Vorrei un bourbon con ghiaccio.

Cameriere: Bene, Signori. Tante grazie.



# SELF-EVALUATION QUIZ

---



Mont Blanc de Courmayeur  
Photo: Idefix  
cc-by-sa-3.0

- SITUATION 1. You want to ask someone if there's a good restaurant in the vicinity. What do you say?
- SITUATION 2. At a party, you want to say "Good evening" to two ladies. What do you say?
- SITUATION 3. You want a table for two. What do you say?
- SITUATION 4. ON TAPE ONLY.
- SITUATION 5. You are seated at your table. Call the waiter and ask him for the menu.
- SITUATION 6. ON TAPE ONLY.
- SITUATION 7. ON TAPE ONLY.
- SITUATION 8. Say to the waiter, "I would like a scotch on the rocks."
- SITUATION 9. Tell the waitress, "Nothing for me, miss, thank you."

# Module III, Unit 2

## ORDERING A MEAL AND DRINKS



Benvenuti al



# **RISTORANTE '4 PINI,**

## LISTA DEL GIORNO

### ANTIPASTI

LIRE

Insalatina di mare . . .	---
Antipasto in carrello . . .	---
Tegamino di cozze . . .	---
Cozze a graten . . .	---
Impepata di cozze . . .	---
Zuppa di cozze . . .	---
Sautè di vongole . . .	---
Prosciutto e melone . . .	---
Prosciutto e mozzarella . . .	---

### PRIMI PIATTI

LIRE

Paglia e fieno . . .	---
Macoh. alla Principe di Napoli . . .	---
Tagliatelle alla 4 Pini . . .	---
Tagliolini al limone . . .	---
Macoh. ai quattro formaggi . . .	---
Bucatini alla matriciana . . .	---
Risotto alla luciana . . .	---
Risotto alla pescatora . . .	---
Risotto alla portoghese . . .	---
Gnocchi alla sorrentina . . .	---
Gnocchi alla napoletana . . .	---
Spaghetti alle vongole . . .	---
Spaghetti al pomodoro . . .	---
Spaghetti alla carbonara . . .	---
Cannelloni al forno . . .	---
Spaghetti alla pescatora . . .	---
Ravioli con panna . . .	---
Tortellini alla panna . . .	---
Ravioli al sugo . . .	---

### MINESTRE

LIRE

Consommè in tazza . . .	---
Consommè Montecarlo . . .	---
Zuppa pavese . . .	---
Stracciatella alla romana . . .	---
-----	---
-----	---

### CARNI

LIRE

Filetto di manzo alla griglia . . .	---
Lombatina ai ferri . . .	---
Bistecca alla pizzauola . . .	---
Otoletta alla milanese . . .	---
Otoletta alla bolognese . . .	---
Otoletta alla sorrentina . . .	---
Entracot alla paesana . . .	---
Scaloppa alla 4 Pini . . .	---
Scaloppa al vino bianco . . .	---
Scaloppa al marsala . . .	---
Scaloppa alla sorrentina . . .	---
Scaloppa alla piccata . . .	---
Scaloppa alla boscaiola . . .	---
Saltimbocca alla romana . . .	---
½ pollo alla cacciatora . . .	---
½ pollo al forno . . .	---
½ pollo alla diavola . . .	---
-----	---
-----	---

## Module III, Unit 2

### CONVERSATION

---



Basilica of St. John Lateran - Rome  
Photo: Stefan Bauer  
cc-by-sa-2.5

#### I'm going to have spaghetti and clams

- Waiter: So, have you decided?
- Don Smith: To start, I'd like spaghetti and clams.
- Waiter: You also, ma'am?
- Mrs. Smith: No, I'd like some pasta in clear broth.
- Waiter: And for the second course?
- Don Smith: I don't know. Let's see. What is the mixed fried seafood?
- Waiter: Squid, crawfish, and mullet. It's very good.
- Don Smith: OK, I'll take it.
- Mrs. Smith: I, a steak. No, [wait] a moment. Instead I would like some poached fish.
- Waiter: And for a side dish? We have fried potatoes, spinach with butter, sauteed zucchini.
- Mrs. Smith: No, I prefer some green salad.
- Don Smith: I'll take one of those artichokes that I saw there.
- Waiter: What are you drinking?
- Don Smith: Hmmm. Bring us a bottle of mineral water and a liter of white wine. Waiter, for antipasto bring us two prosciutto and melon, please.

# CONVERSAZIONE

---




Milan Peace Arch  
Public Domain

## Io vorrei gli spaghetti alle vongole

- Cameriere: Allora, avete deciso?
- Don Smith: Per cominciare, io vorrei gli spaghetti alle vongole.
- Cameriere: Anche Lei, Signora?
- Signora Smith: No, io vorrei della pastina in brodo.
- Cameriere: E per secondo?
- Don Smith: Non so. Vediamo. Cos' è il fritto misto?
- Cameriere: Calamari, gamberi, e triglie. È molto buono.
- Don Smith: Va bene, lo prendo.
- Signora Smith: Io una bistecca. No, un momento. Invece vorrei del pesce in bianco.
- Cameriere: E per contorno? Abbiamo patate fritte, spinaci al burro, zucchine saltate.
- Signora Smith: No, preferisco dell'insalata verde.
- Don Smith: Io prenderei uno di quei carciofi che ho visto lì.
- Cameriere: Che bevete?
- Don Smith: Mah. Ci porti una bottiglia di acqua minerale e un litro di vino bianco. Cameriere, per antipasto ci porti due prosciutto e melone, per favore.

## NOTES ON THE CONVERSATION

---



Leaning Tower of Pisa  
Photo: Softeis  
cc-by-sa-3.0

1. Pastina, "small macaroni." Many forms of pasta are served with different sauces, and in the north, you can also find risotto, "rice," polenta, "corn meal," and a variety of seafood.
2. Fritto misto, "mixed fried seafood."
3. Ho visto, "I saw" and "I have seen." This is the past tense of vedo, "I see."
4. "What" in Italian can be che, cosa, or che cosa. Cosa in front of a vowel becomes cos'.
5. Ci porti, "Bring us."
6. At a restaurant, if you are not familiar with the wine of a region, then order the house wine, red or white, If you don't wish to drink wine, simply turn your wine glass upside down. You may order mineral water, acqua minerale, which comes carbonated or noncarbonated.
7. Each regione, "region," offers specialita', "specialties." Southerners cook with oil, tomatoes, and spices, and northerners use a lot of butter, milk, cream, and cheese.
8. Italians don't drink coffee with their meals. Restaurants and bars do not serve American coffee.

# EXERCISES

---



Venice Square  
Photo: Glen Larson  
Public Domain

## Exercise 1. Repetition.

il pane	del pane	bread
la carne	della carne	meat, beef
il burro	del burro	butter
il formaggio	del formaggio	cheese
il pesce	del pesce	fish
la birra	della birra	beer
l'acqua	dell'acqua	water
l'insalata	dell'insalata	salad
l'insalata verde	dell'insalata verde	green salad
il pollo	del pollo	chicken
il prosciutto	del prosciutto	prosciutto
la panna	della panna	cream
il vino	del vino	wine
l'antipasto	dell'antipasto	antipasto
la verdura	della verdura	vegetables
il fritto misto	del fritto misto	mixed fried seafood

<u>di</u> + <u>il</u> = <u>del</u>	} some/any
<u>di</u> + <u>lo</u> = <u>dello</u>	
<u>di</u> + <u>la</u> = <u>della</u>	
<u>di</u> + <u>l'</u> = <u>dell'</u>	

## Exercise 2.

You hear: il pane
You say: del pane

## Exercise 3.

You hear: bread
You say: Vorrei del pane.

bread	beef
beer	chicken
butter	wine
water	cheese
fish	antipasto

<u>di</u> + <u>i</u> = <u>dei</u> .	} some/any
<u>di</u> + <u>gli</u> = <u>degli</u>	
<u>di</u> + <u>le</u> = <u>delle</u>	

Exercise 4. Repetition.

i vegetali	dei vegetali	vegetables
i piselli	dei piselli	peas
le patate fritte	delle patate fritte	fried potatoes
i fagiolini	dei fagiolini	green beans
gli spinaci	degli spinaci	spinach
i funghi	dei funghi	mushrooms
le rape	delle rape	turnips
gli asparagi	degli asparagi	asparagus
i carciofi	dei carciofi	artichokes
le zucchine	delle zucchine	zucchini
le zucchine saltate	delle zucchine saltate	sauteed zucchini

Exercise 5.

You hear: i vegetali  
 You say: dei vegetali



## Exercise 6.

You see: peas  
 You say: Mi porti dei piselli.

peas	fried potatoes
turnips	green beans
spinach	asparagus
vegetables	artichokes
zucchini	

## Exercise 7. Repetition.

le scaloppine al marsala	the veal marsala
la bistecca alla fiorentina	the Florentine steak
la bistecca ai ferri	the grilled steak
il pollo arrosto	the roast chicken
la lombatina con contorno	the rib eye steak with side dish
la bistecca con patate fritte	the steak with fried potatoes
il maiale arrosto	the pork roast
il cosciotto d'agnello	the leg of lamb
le costolette d'agnello	the lamb chops
le braciole di maiale	the pork chops
gli scampi al cognac	the (large) prawns cooked in cognac
i gamberetti con riso	the shrimps with rice
il pollo alla diavola	the chicken devil style

## Exercise 8.

You hear: Florentine steak  
 You say: Io vorrei la bistecca alla fiorentina.

Florentine steak	pork roast
chicken devil style	roast chicken
pork chops	grilled steak
large prawns cooked in cognac	veal marsala
lamb chops	rib eye steak with side dish
	leg of lamb

## Exercise 9. Repetition.


Come vorrebbe la Sua bistecca?  
 How would you like your steak?  
 La\* vorrei al sangue.  
 I would like it rare.

Come vorrebbe la Sua bistecca?  
 How would you like your steak?  
 La vorrei al punto.  
 I would like it medium.

Come vorrebbe la Sua bistecca?  
 How would you like your steak?  
 La vorrei ben cotta.  
 I would like it well done.

---

\*La, "it," replaces a feminine noun, in this case la bistecca.  
 It precedes the verb.

Exercise 10. Say in Italian. 

1. Bring me the leg of lamb.
2. I'll take the roast chicken.
3. I would like some lamb chops.
4. Bring me some mushrooms.
5. I'll take the pork roast and green beans.
6. Bring me a grilled steak, medium, please.
7. I'll take a Florentine steak and some fried potatoes.
8. I would like the pork chops.

## Exercise 11. Repetition.

del Falerno	red or white wine
del Lacrima Christi	white wine, ideal with seafood
del Taurasi	red wine for prime meat
del Greco di Tufo	white wine for hors d'oeuvres
del Marsala	red or white wine, good for cooking
dell' Alcamo	dry white wine
dello Zucco Malvasia	semisweet white wine
del Corvo Etna	red or white wine served as table wine in restaurants
un litro di vino da tavola	a liter of house wine
un litro di vino della casa	a liter of house wine
un bicchiere di vino rosso	a glass of red wine
un mezzo litro di vino bianco	a half liter of white wine
un bicchiere di vino bianco	a glass of white wine
un bicchiere di vino rosato	a glass of rose wine

## Exercise 12. Repetition.

Falcon  
 Messina  
 Raffo  
 Moretti  
 Peroni

## Exercise 13. Repetition.

Una bottiglia di Falerno rosso, per favore.

A bottle of red Falerno, please.

Una bottiglia di Lacrima Christi, per piacere.

A bottle of Lacrima Christi, please.

Una bottiglia di Taurasi, per cortesia.

A bottle of Taurasi, please.

Una bottiglia di Greco di Tufo, prego.

A bottle of Greco di Tufo, please.

Una bottiglia di Capri bianco, per gentilezza.

A bottle of Capri white, please.

## Exercise 14. Repetition.

Alla salute.

To health.

Alla Sua salute.

To your health.

Alla Vostra salute.

To your (plural) health.

Cin. Cin.

Bottoms up.

## Exercise 15. Say in Italian.

del sale	some salt
del pepe	some pepper
della mostarda	some mustard
un tovagliolo	a napkin
della maionese	some mayonnaise
del latte	some milk
dell'olio	some oil
dell'aceto	some vinegar
un coltello	a knife
una forchetta	a fork
un cucchiaino	a spoon
un bicchiere	a glass
dell'acqua fresca	some cold water
dei cubetti di ghiaccio	some ice cubes
un portacenere	an ashtray
dello zucchero	some sugar
un piatto	a plate
un coperto	a table setting
del borotalco*	some talcum powder

## Exercise 16. Say in Italian.

some sugar	some talcum powder
some salt	some milk
an ashtray	a glass
some mayonnaise	a knife
some pepper	a spoon
a napkin	a fork
some ice cubes	a plate
some mustard	some oil
some cold water	some vinegar
	a table setting


---

\*Borotalco, "talcum powder." Italians use it as a grease spot remover, both at home and at restaurants.


## Exercise 17.

You hear: some salt
You say: Cameriere, può portare del sale, per favore.

some salt	a spoon
some pepper	some mustard
some milk	an ashtray
some sugar	a napkin
a glass	some cold water
a knife	a plate
a fork	some vinegar
	some oil

Exercise 18. Say in Italian. 

1. I would like a beer.
2. Waiter, please bring me a glass of wine.
3. Waiter, please bring us some mineral water.
4. Waiter, please bring me some sugar and milk.
5. I would like some ice cubes, please.
6. Can you bring an ashtray, please?
7. I'll have roast chicken and peas.
8. I would like some leg of lamb with green beans.
9. I would like a steak with spinach.
10. I would like some pork chops with mushrooms.
11. Waiter, bring me some bread.
12. A bottle of white Capri, please.
13. Waiter, please bring me some ice cubes.
14. I prefer my steak rare.
15. I would like a beer, Peroni, please.
16. I would like to eat some fish.
17. I prefer meat.

Exercise 19. Conversation for Listening Comprehension. 

Cameriere: Che cosa desiderate oggi?

Don Smith: Del risotto alla pescatora per mia moglie e delle penne alla contadina per me.

Cameriere: Benissimo. E per secondo, Signora?

Signora Smith: Scusi, cosa sono questi scampi al cognac? Sono buoni?

Cameriere: Un tipo di gamberi dell'Adriatico, cotti con cognac. Sono ottimi, Signora. E per contorno?

Signora Smith: Vediamo. Delle verdure cotte.

Cameriere: Va bene. E il Signore desidera?

Don Smith: Io vorrei una bistecca alla fiorentina con spinaci al limone.

Cameriere: Come la desidera?

Don Smith: Al sangue, per favore.

Cameriere: E da bere? Porto del vino?

Don Smith: Sì, un litro di rosso da tavola.

Signora Smith: Io invece, prenderei una birra.

Cameriere: Che birra desidera? Nazionale o estera?

Signora Smith: Una Peroni, per favore.

Cameriere: Molto bene. Grazie.

NOTE: Risotto alla pescatora, "risotto fisherman's style."

Penne, a type of pasta: tubular, about two inches long with ends cut diagonally.

Penne alla contadina, "penne peasant style."

Scampi al cognac, large prawns from the Adriatic Sea cooked in cognac.

Ottimi means "excellent."

The expression da bere comes from the construction qualcosa da bere, "something to drink," in which da connects qualcosa to the verb bere.


Nazionale o estera is "domestic or imported."



**I BUONI VINI**

# SELF-EVALUATION QUIZ

---



Mont Blanc de Courmayeur  
Photo: Idefix  
cc-by-sa-3.0

SITUATION 1. ON TAPE ONLY.

SITUATION 2. On the menu you see mozzarella in carrozza.  
Ask the waiter what it is.

SITUATION 3. ON TAPE ONLY.

SITUATION 4. Say in Italian:

- a. I would like some chicken.
- b. I would like some fish today.

SITUATION 5. Say in Italian:

- a. I'll take some prosciutto (dry ham).
- b. I'll take antipasto (hors d'oeuvres).
- c. I'll take some green salad.
- d. I'll take some cooked vegetables.

SITUATION 6. Say in Italian:

- a. I'll take a steak and fried potatoes.
- b. I'll take some roast chicken and peas.
- c. I would like some leg of lamb with green beans.
- d. I would like a rib eye steak with a side dish.
- e. I would like mixed fried seafood.

SITUATION 7. ON TAPE ONLY.

SITUATION 8. ON TAPE ONLY.

SITUATION 9. Tell the waiter in Italian:

- a. I would like half a liter of red house wine.
- b. I would like a bottle of red Falerno.
- c. I would like a bottle of white Capri.
- d. I would like a glass of beer.

SITUATION 10. In Italian, ask the waiter to bring:

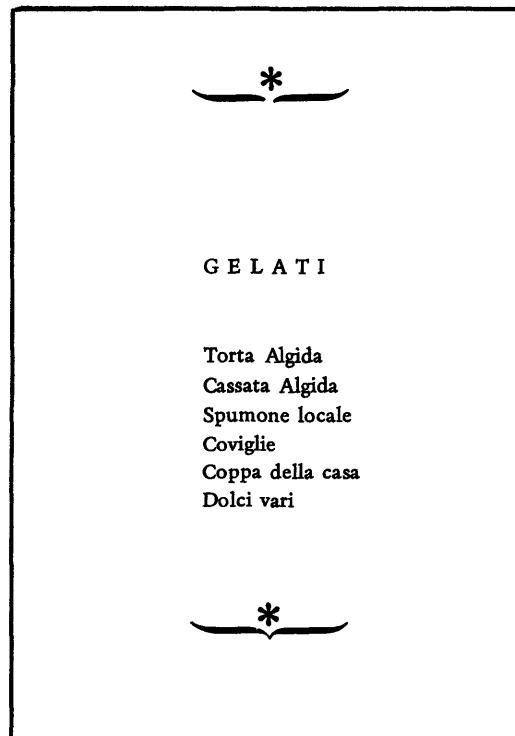
- a. Some bread and some butter.
- b. Some mineral water.
- c. Some salt.
- d. Some sugar.
- e. A fork.
- f. An ashtray.

# Module III, Unit 3

## ORDERING DESSERTS AND COFFEE



Cappuccino  
Photo: Alan L  
cc-by-2.0



## Module III, Unit 3

### CONVERSATION

---



Basilica of St. John Lateran - Rome  
Photo: Stefan Bauer  
cc-by-sa-2.5

The check, please.

Don Smith: Waiter, we would like some cheese and some fruit.

Waiter: Assorted cheeses and fruit in season. OK.

Mrs. Smith: Waiter, no cheese for me, only fruit.

Waiter: Do you wish a dessert?

Mrs. Smith: I'd like a cup of mixed ice cream.

Waiter: The same for you?

Don Smith: No. Something else. What dessert do you recommend?

Waiter: The sfogliatelle are exquisite. Do I bring some coffee also?

Don Smith: Very good idea! Two espressos, please.

Waiter: Is that all?

Don Smith: Yes, that's all, thank you. Waiter, excuse me, also bring us the check.

Waiter: Very well, sir.

# CONVERSAZIONE

---



Milan Peace Arch  
Public Domain

Il conto, per favore.

Don Smith: Cameriere, vorremmo del formaggio e della frutta.

Cameriere: Formaggi assortiti e frutta di stagione. Va bene.

Signora Smith: Cameriere, per me niente formaggio, solo frutta.

Cameriere: Desiderate un dessert?

Signora Smith: Io vorrei una coppa di gelato misto.

Cameriere: Lo stesso per Lei?

Don Smith: No. Qualcos'altro. Che dolce mi consiglia?

Cameriere: Le sfogliatelle sono squisite. Porto anche del caffè?

Don Smith: Ottima idea! Due espressi, per favore.

Cameriere: È tutto?

Don Smith: Sì, basta così, grazie. Cameriere, scusi, ci porti anche il conto.

Cameriere: Benissimo, Signore.

## NOTES ON THE CONVERSATION

---



Leaning Tower of Pisa  
Photo: Softeis  
cc-by-sa-3.0

1. Vorremmo is "we would like."
2. Sfogliatelle is a cream-filled pastry with a crunchy top.
3. Basta così, literally, "It's enough like this."

# EXERCISES

---



Venice Square  
Photo: Glen Larson  
Public Domain

## Exercise 1.

<p>You hear: del formaggio You say: Vorremmo del formaggio.</p>
---------------------------------------------------------------------

del formaggio  
della frutta  
della birra

dell'acqua fresca  
del ghiaccio  
del vino

## Exercise 2. Repetition.

Mangio del pane. (I eat)  
Bevo del vino. (I drink)  
Mangio del formaggio.  
Prenderei dell'insalata.  
Bevo dell'acqua.  
Voglio della frutta.  
Vorrei della birra.

Non mangio pane.  
Non bevo vino.  
Non mangio formaggio.  
Non prenderei insalata.  
Non bevo acqua.  
Non voglio frutta.  
Non vorrei birra.



Compare:

del pane  
dei funghi  
dell'arrosto  
degli spaghetti  
della carne  
delle zucchine

With:

un pò di pane  
un pò di funghi  
un pò di arrosto  
un pò di spaghetti  
un pò di carne  
un pò di zucchine

## Exercise 3.

<p>You hear: Mangio del pane. You say: Mangio un pò di pane.</p>
----------------------------------------------------------------------

Mangio del pane.  
Bevo del vino.  
Vorrei della birra.  
Prenderei del formaggio.  
Voglio del caffè.  
Mangio degli spaghetti.  
Mangio delle zucchine.

## Exercise 4.

Your hear: Che formaggio desidera?  
 - il Bel Paese  
 You say: Io prenderei del Bel Paese.

il Bel Paese  
 la fontina  
 il gorgonzola  
 lo stracchino  
 la scamorza  
 il caciocavallo  
 il pecorino  
 il parmigiano

NOTE: For a description of the cheeses see Glossary.

## Exercise 5. Repetition.


della frutta	some fruit
dell'uva da tavola	some grapes
delle ciliege	some cherries
delle arance	some oranges
delle banane	some bananas
delle pere	some pears
una torta di fragole	a strawberry tart or pie
una torta di mele	an apple tart or pie
un gelato misto	a mixed ice cream
un gelato al cioccolato	a chocolate ice cream
un cono di gelato alla vaniglia	a vanilla ice cream cone

NOTE: Uva da tavola, grapes specifically grown for eating, not for making wine.

## Exercise 6.

<p>You hear: Che desidera per dessert? - dell'uva You say: Vorrei dell'uva.</p>
-----------------------------------------------------------------------------------------

dell'uva  
una coppa di gelato al cioccolato  
della frutta  
delle ciliege  
una torta di fragole  
delle mele  
delle pere  
una coppa di gelato alla vaniglia

Exercise 7. Say in Italian. 

1. I'll take a strawberry tart.
2. I'd like some grapes.
3. We'd like a bit of fruit.
4. I'll take a cup of chocolate ice cream.
5. I'd like some cherries.
6. We'd like some pears.

## Exercise 8.

You hear: Desidera del vino?

- della birra

You say: No, niente vino. Vorrei della birra.

della birra

della frutta

del dessert

del caffè

dell'acqua fresca

del gelato misto


## Exercise 9. Repetition.

Cameriere, il conto, per favore.


Signore, il conto, per favore.

Signorina, il conto, per favore.

Cameriere, due caffè e il conto, per favore.

Exercise 10. Say in Italian. 

1. We'd like some fruit.
2. Waiter, can you bring some cold water, please?
3. I'd also like some Bel Paese cheese.
4. I'll take a green salad.
5. I don't want any cheese. I'll take a bit of vanilla ice cream.
6. We'd like some grapes and cherries.
7. I'll take some strawberry tart.
8. Waiter, we'd like the check.
9. Two coffees and the check, please.
10. Waiter, bring us the check, please.

Exercise 11. Conversation for Listening Comprehension. 

Pogliano Milanese, Italy  
Photo: Bahar  
cc-by-sa-3.0

Cameriere: Va tutto bene, Signori?

Don Smith: Benissimo. Tutto è stato delizioso. Abbiamo mangiato molto bene.

Cameriere: Desiderate qualcos'altro?

Don Smith: Up pò di formaggio e della frutta--delle pere.

Signora Smith: Io, una coppa di gelato alla fragola.

Cameriere: Volete anche del caffè?

Don Smith: Sì, due espressi e il conto, per favore.

Cameriere: Sì, Signori. Prendono un liquore offerto dalla casa?

Don Smith: Sì, grazie tante. Un brandy per me e uno Strega per mia moglie.

Don Smith: Cameriere, scusi, dov'è la toilette delle signore?

Cameriere: Nel corridoio, la prima porta a sinistra.

Don Smith: Grazie mille.

Cameriere: S'immagnini, Signore.

NOTE: È stato, "has been," is the past tense of è. "is."  
The literal translation of è stato is "is been," not "has been."

Abbiamo mangiato, "we have eaten" is the past tense of  
Mangio, "I eat."


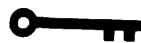
Offerto dalla casa, "on the house."

Strega, "an after-dinner liqueur."

Porta, "door."

# SELF-EVALUATION QUIZ

---



Mont Blanc de Courmayeur  
Photo: Idefix  
cc-by-sa-3.0

SITUATION 1. Say to the waiter, "We would like some salad."

SITUATION 2. ON TAPE ONLY.

SITUATION 3. Say in Italian that you don't want any cheese, but you'll take some fruit.

SITUATION 4. Say to the waitress, "We would like some grapes and some pears."

SITUATION 5. Say in Italian, "Strawberry tart for me and a cup of chocolate ice cream for my wife."

SITUATION 6. Ask the waitress for two espressos and the check.

SITUATION 7. Tell the waiter, "Waiter, bring us two coffees, a brandy, and the check, please."

# Module III, Expansion Unit

## BREAKFAST



Breakfast in Italy  
Photo: Richard Kelland  
cc-by-sa-2.0



## Module III, Expansion Unit

### CONVERSATION

---



Basilica of St. John Lateran - Rome  
Photo: Stefan Bauer  
cc-by-sa-2.5

#### Breakfast

Waiter: Good morning, sir, ma'am. Is this table all right?

Don Smith: That one in the corner is reserved?

Waiter: No. Please, this way. What do you wish?

Mrs. Smith: A mushroom omelette.

Don Smith: I'd like two eggs sunny-side up with bacon.

Waiter: And to drink?

Mrs. Smith: A glass of cold milk for me.

Don Smith: Some orange juice. Thank you.

Waiter: Something else?

Don Smith: Bring us some sweet rolls, some butter, and two coffees.

Mrs. Smith: No, one coffee. I prefer coffee and milk.

Don Smith: Waiter, also some jam, please.

Waiter: Thank you, sir, ma'am.

# CONVERSAZIONE

---



Milan Peace Arch  
Public Domain

## Colazione

Cameriere: Buon giorno, Signori. Va bene questa tavola?

Don Smith: Quella d'angolo è riservata?

Cameriere: No. Prego, da questa parte. Desiderate?

Signora Smith: Un'omelette ai funghi.

Don Smith: Io vorrei due uova all'occhio di bue con pancetta.

Cameriere: E da bere?

Signora Smith: Un bicchiere di latte freddo per me.

Don Smith: Del succo d'arancia. Grazie.

Cameriere: Altro?

Don Smith: Ci porti delle briosce, del burro, e due caffè.

Signora Smith: No, un caffè. Io preferisco un caffelatte.


Don Smith: Cameriere, anche della marmellata, per favore.

Cameriere: Grazie, Signori.



## NOTES ON THE CONVERSATION

---



Leaning Tower of Pisa  
Photo: Softeis  
cc-by-sa-3.0

1. In Italy, the first meal of the day, colazione, "breakfast," is what we call a continental breakfast. Small hotels, cafes, and dairy stores (latterie) serve continental breakfasts between 7 and 8 a.m. Most restaurants are open only for lunch and dinner. The larger hotels serve American breakfasts. It is not unusual, especially among working people, for an Italian to leave home without any breakfast at all and to drink a hasty cappuccino at a bar on the way to work. Some typical items served at this light meal are:

un caffè	a coffee
un caffelatte	a coffee with milk
un caffè alla crema OR un caffè alla panna	a coffee with cream
un cappuccino*	an espresso coffee with hot milk or cream
del pane abbrustolito	some toasted bread
dei panini	some rolls
dei cornetti, dei croissants	some croissants
delle briosce	some sweet rolls
con burro e marmellata	with butter and jam
panna	whipped cream

2. Italian bars are cafés. A basic institution of modern life, they range from the luxurious to the merely adequate.

Italians may visit a bar several times a day. They go in the morning for espresso or cappuccino. They go again just before lunch for an aperitivo or another espresso. After

---

\*If you want whipped cream on your cappuccino or on anything else, ask for, for example, un cappuccino con panna.

lunch they may have a caffè, and later in the afternoon another espresso or cappuccino, often drunk with a tramezzino (an English tea sandwich). After work they stop for an aperitivo, and sometimes after dinner they are inclined to drop in for another caffè or whatever.

Italians go alone or with other people. Even though drinks are often consumed standing at a counter instead of sitting at a table, the stop is usually a relaxing pause in a hectic day.

Drinks must be paid for beforehand at the cashier's desk (la cassa). Then the receipt (lo scontrino) is taken to the counter and the order is given to the bartender. It is customary to give a 100- or 150-lire tip or a bit more if several orders have been given. (Tipping also speeds up the service.)

In cities friends meet at bars before they go out for the evening. Inhabitants of small towns spend their evenings there watching television.

# EXERCISES

---



Venice Square  
Photo: Glen Larson  
Public Domain

## Exercise 1. Repetition.

un uovo alla coque	a soft-boiled egg
delle uova alla coque	some soft-boiled eggs
delle uova al guscio	some soft-boiled eggs
delle uova al prosciutto	some ham and eggs
delle uova fritte con pancetta	some fried eggs with bacon
delle uova all'occhio di bue	some eggs sunny-side up
delle uova strapazzate	some scrambled eggs
delle uova al piatto	some fried eggs
delle uova al tegamino	some fried eggs
delle uova affogate	some poached eggs
un'omelette naturale	a plain omelette
un'omelette al formaggio	a cheese omelette
un'omelette al prosciutto	a ham omelette
un'omelette ai funghi	a mushroom omelette
un'omelette con gamberetti	a shrimp omelette
del caffelatte	some coffee and milk
un caffè con panna	a coffee and cream
un espresso	an espresso
un cappuccino	a cappuccino
del tè	some tea
della cioccolata calda	some hot chocolate
della cioccolata fredda	some cold chocolate
del succo d'arancia	some orange juice
del succo di pompelmo	some grapefruit juice
del succo d'ananas	some pineapple juice
del latte freddo	some cold milk
della marmellata	some jam
dei panini	some rolls

dei cornetti	some croissants
dei croissants	
delle briosce	some sweet rolls
del pane abbrustolito	some toasted bread
del pane tostato	

NOTE: In Italy, the English word "toast" is toast with cheese melted on it.

Exercise 2.

<p>You hear: delle uova alla coque          You say: Noi vorremmo delle uova alla coque.</p>
--------------------------------------------------------------------------------------------------

delle uova alla coque	delle uova fritte con pancetta
delle uova al prosciutto	delle uova affogate
delle uova strapazzate	delle uova all'occhio di bue
	delle uova al piatto

Exercise 3.

<p>You hear: un'omelette naturale          You say: Io prenderei un'omelette naturale.</p>
------------------------------------------------------------------------------------------------

un'omelette naturale	un'omelette con gamberetti
un'omelette ai funghi	un'omelette al formaggio
	un'omelette al prosciutto

## Exercise 4.


<p>You hear: un caffelatte          You say: Io vorrei un caffelatte.</p>
-------------------------------------------------------------------------------

un caffelatte	del latte freddo
un caffè con panna	del succo d'arancia
del tè	del succo di pompelmo
della cioccolata calda	del succo d'ananas

## Exercise 5.

<p>You hear: del burro          You say: Cameriere, porti del burro, per favore.</p>
------------------------------------------------------------------------------------------

del burro	della marmellata
dei panini	delle briosce
dei cornetti	dei croissants
del pane abbrustolito	del pane tostato

Exercise 6. Say in Italian. 

1. I would like some ham and eggs.
2. I'll take some bacon and eggs.
3. Bring me some jam and some butter, please.
4. I'll take coffee with cream and two sweet rolls.
5. Give me coffee with milk and two rolls.
6. Scrambled eggs for me and a ham omelette for my wife.
7. Give me two soft-boiled eggs and toasted bread.
8. Bring also a glass of orange juice and some tea.
9. I'll take a mushroom omelette and a glass of cold chocolate milk.
10. Do you have grapefruit juice?



# Module III

## GLOSSARY

---

### ITALIAN – ENGLISH

#### A

abbrustolito/a	toasted
aceto (dell')	vinegar (some)
acqua fresca (l')	cold water
acqua minerale (l')	mineral water
Altrettanto.	The same to you.
altro/a	other, another
ananas (l')	pineapple
angolo (d')	corner (in the)
aperitivo (l')	aperitif (alcoholic predinner drink)
arancia (l')	orange
arrosto (l')	roast
asparagi (gli)	asparagus
assortito/a	assorted

#### B

banana (la)	banana
basta	enough
Basta così.	It's enough like this.
bicchiere (il)	glass
birra (la)	beer
bistecca (la)	steak
borotalco (il)	talcum powder

bottiglia (la)	bottle
braciola (la)	chop
brandy (il)	brandy
brioscia (la)	sweet roll
brodo (il)	broth
Buon appetito.	Good appetite.
burro (il)	butter

## C

caciocavallo (il)	caciocavallo, a semi-cream cheese, characteristically pear-shaped, typical of the South of Italy
caffè (il)	coffee
calamari (i)	squid
cameriere (il)	waiter
cappuccino (il)	espresso coffee with milk or cream
carciofi (i)	artichokes
carne (la)	meat
carta (alla)	a la carte
cena (una)	dinner
cenare	to dine
che, cosa, che cosa	what
ciliege (le)	cherries
cioccolato (il)	chocolate
cognac (il)	cognac
colazione (la)	breakfast
coltello (il)	knife
Com'è fatto/a?	How is it made?

## Come sono fatti/e?

cominciare

contadina (la)

conto (il)

contorno (il)

coperto (il)

coppa (la)

coque

cornetto (il)

cosa (la)

cosciotto (il)

costolette (le)

cotto/a

crema (la)

croissant (il)

cubetto (il)

cucchiaino (il)

## How are they made?

to begin, start

peasant

check

side dish

table setting

cup

boiled

crescent roll

thing

leg (of lamb)

chops

cooked

cream

croissant

cube

spoon

## D

deciso

decided

dessert (il)

dessert

dolce (il)

sweet

## F

fontina (la)

fontina, a semisoft to hard  
ripened, mild to medium-  
sharp cheese

forchetta (la)

fork

formaggio (il)

cheese

fragola (la)	strawberry
fresco/a	fresh
frittata (la)	omelette
frutta (la)	fruit
fungo (il)	mushroom

## G

gamberi (i)	crayfish
gelato (il)	ice cream
ghiaccio (il)	ice
gorgonzola (il)	gorgonzola, a pungent Italian blue cheese made near Milan
Grazie mille.	Thank you very much.
guscio (il)	shell (egg)

## I

idea (l')	idea
incluso/a	included
insalata verde (l')	green salad
invece	instead

## L

latte (il)	milk
limone (il)	lemon
liquore (il)	liquor, liqueur
lombatina (la)	rib eye steak

## M

maiale (il)	pork
maionese (la)	mayonnaise
mangiare	to eat
marmellata (la)	jam
mela (la)	apple
melone (il)	melon
menù (il)	menu
misto/a	mixed
momento	moment
mostarda (la)	mustard

## N

nelle	in the
niente	nothing

## O

occhio (l')	eye
offerto/a	offered
omelette (l')	omelette
ottima idea	very good idea
ottimo/a	very good, excellent

## P

pancetta (la)	bacon
pane (il)	bread
pane abbrustolito (il)	toast, toasted bread
pane tostato (il)	toast, toasted bread
panino (il)	roll
panna (la)	cream
parmigiano (il)	Parmesan cheese
pastina (la)	any of a variety of small pasta used in soups
pasto (il)	meal
patata (la)	potato
patate fritte (le)	fried potatoes
pecorino (il)	cheese made from goat or sheep milk
pepe (il)	pepper
pera (la)	pear
pesce (il)	fish
piatto (il)	plate
piselli (i)	peas
pollo (il)	chicken
pompelmo (il)	grapefruit
porta (la)	door
portacenere (il)	ashtray
pranzare	to have lunch, to lunch
prezzo (il)	price
prezzo fisso (il)	fixed price

## Q

qualcos'altro something else

## R

rape (le) turnips  
 riservato/a reserved  
 rosso/a red  
 rosticceria (la) rotisserie, delicatessen

## S

sale (il) salt  
 sangue rare  
 scamorza (la) Southern Italian cheese  
 scotch (lo) scotch  
 sfogliatella (la) Neapolitan pastry with a  
     crunchy top  
 signorina (la) miss  
 soda (la) soda  
 spaghetti (gli) spaghetti  
 spinaci (gli) spinach  
 squisito/a exquisite  
 stagione (la) season  
 stesso/a same  
 stracchino (lo) soft cheese (like Taleggio),  
     typical of Lombardy  
 strapazzate scrambled  
 succo (il) juice  
 succo d'arancia (il) orange juice

## T

tavola (la)	table
tè (il)	tea
tegamino (il)	shallow pan
tipo (il)	type
toiletta (la)	a vanity
toilette (la)	toilet, lavatory, bathroom
torta (la)	tart or pie
tostato/a	toasted
tovagliolo (il)	napkin
triglia (la)	(red) mullet

## U

uova (le)	eggs
uovo (l')	egg
uva (l')	grapes
uva da tavola (l')	(eating) grapes

## V

vaniglia (la)	vanilla
vegetali (i)	vegetables
verde	green
verdura (la)	vegetables
vino (il)	wine
vongole (le)	clams



W

whiskey (il)

whiskey

Z

zucchero (lo)

sugar

zucchini (gli)

zucchini

# KEYS TO EXERCISES AND SELF-EVALUATION QUIZZES

---



Michelangelo's David  
Photo: Rico Heil  
cc-by-sa-3.0

## MODULE I, UNIT 1

### Exercise 8

- Captain Gentile: Good day, Lieutenant Smith.
- Lieutenant Smith: Good day, (Mr.) Captain. Good day, ma'am.  
How are you?
- Mrs. Gentile: Fine, thank you.
- Lieutenant Smith: (Mr.) Captain, ma'am, I'd like to introduce  
to you the Carsons.
- Captain Gentile: Good day, Mrs. Carson. Very pleased.
- Mrs. Carson: Very glad, Captain.
- Mrs. Gentile: Very happy to meet you, Mr. Carson.
- Mr. Carson: Very honored.

### Self-evaluation Quiz

1. Buon giorno, Signor Capitano. Permette che mi presenti.  
Sono il Tenente Smith. OR Buon giorno, Signor Capitano.  
Sono il Tenente Smith.
2. Buona sera, Signor Capitano. Vorrei presentarLe mia  
moglie, Jane.
3. Signor Rossi, vorrei presentarLe mio marito, Bill.
4. Molto lieto, Signora. OR Piacere di conoscerLa.
5. Molto lieto, Signor Ammiraglio. OR  
Onoratissimo, Signor Ammiraglio.
6. Buon giorno, Signor Capitano. Come sta?
7. (Come sta?)  
Bene, grazie, e Lei?
8. (Molto lieto di fare la Sua conoscenza.)  
Il piacere è mio.

KEY

MODULE I, UNIT 2

Exercise 3

1. Sono qui da un giorno.
2. Sono qui da un anno.
3. Sono qui da una settimana.
4. Sono qui da un mese.

Exercise 11

1. Da quanto tempo è qui?
2. Sono qui da due mesi.
3. Da quanto tempo siete a Napoli?
4. Siamo a Napoli da tre mesi.
5. Da quanto tempo è in Italia?
6. Sono in Italia da sei settimane.

Exercise 22

1. Sono a Napoli da tre settimane.
2. Sono qui da un mese.
3. Catania è una bellissima città.
4. L'Italia è un bel paese.
5. Io sono del Texas, mia moglie dell'Alabama.
6. Da quale parte dell'Italia viene Lei?
7. Roma è una bella città.

Exercise 23

Mr. Rossi: Well now Lieutenant, you have been here for three months. How do you find Italy?

Lieutenant Smith: It's a beautiful country! Mr. Rossi, are you from Naples?

Mr. Rossi: No, I'm from Rome.

Lieutenant Smith: Oh! Rome is a fantastic city. How long have you been in Naples?

Mr. Rossi: I have been here three--no, excuse me, four years.

Self-evaluation Quiz

1. Da quanto tempo è a Napoli?
2. Da quanto tempo è qui?
3.
  - a. Dal Texas. OR Vengo dal Texas.
  - b. Dalla California. OR Veniamo dalla California.
  - c. Dello Stato di Washington. OR Sono dello Stato di Washington.
  - d. Di San Francisco. OR Siamo di San Francisco.
4. Da quale parte dell'Italia viene?
5. Siete di Napoli?
6. (Da dove viene Lei?)  
 Dal Texas. OR Vengo dal Texas.  
 (Anche Sua moglie è del Texas?)  
 No. È della Florida.  
 (Come trova Napoli?)  
 Napoli è una bella città.  
 (Da quanto tempo è qui?)  
 Da sei mesi. OR Sono qui da sei mesi.

Exercise 5

1. Ho tre figli.
2. Ho un figlio e una figlia.
3. Ha figli?
4. Non ho figli.
5. Si abbiamo due maschi e una femmina.
6. Non abbiamo figli.

Exercise 10

1. (Ha figli, Signora Rossi?)  
Si, ho due figli.
2. (Avete maschi?)  
Abbiamo un maschio e una femmina.
3. (Lavora alla NATO, Signor Smith?)  
No, lavoro alla NSA.
4. (Lavora all'Ambasciata?)  
No, lavoro al Quartiere Generale.
5. (Abitate a Roma?)  
No, abitiamo a Napoli.
6. (Abita a Napoli, Tenente?)  
No, abito a Catania.

Exercise 11

- Signor Rossi: How long have you been working at NSA?
- Don Smith: I don't work at NSA. I have been at NATO for three months.
- Signor Rossi: Do you live in Naples?
- Don Smith: No, I live in Posillipo with my family.
- Signor Rossi: How many children do you (plural) have?
- Don Smith: We have three children, John, Tom, and Bob.
- Signor Rossi: Don't you have any girls?
- Don Smith: No, no girls. And you?
- Signor Rossi: We have two boys, Peter and Charles, and a girl, Sophia.

Self-evaluation Quiz

1. Abitate a Napoli?
2. Ha figli, Signora Costa?
3. (Si, abbiamo quattro figli. Una femmina e tre maschi.)  
Yes, we have four children. A girl and three boys.
4. (Lavora all'Ambasciata?)  
No, lavoro alla NATO.  
(Avete figli?)  
Si, abbiamo due femmine. OR Si, abbiamo due figli.  
(Abitate a Napoli?)  
No, abitiamo a Pozzuoli.

KEY

MODULE I, UNIT 4

Exercise 3

1. tredici
2. quattordici
3. quindici
4. diciotto
5. diciannove
6. undici
7. diciassette
8. venti
9. dodici
10. sedici

Exercise 8

- |                    |                    |
|--------------------|--------------------|
| 1. quarantuno      | 6. sessantaquattro |
| 2. quarantaquattro | 7. cinquantacinque |
| 3. cinquantotto    | 8. trentanove      |
| 4. sessantuno      | 9. quarantotto     |
| 5. trentasette     | 10. cinquantadue   |

Exercise 9

- |                     |                    |
|---------------------|--------------------|
| 1. quarantadue      | 6. sessantatre     |
| 2. cinquantaquattro | 7. trentasei       |
| 3. sessantasette    | 8. quarantasette   |
| 4. trentotto        | 9. cinquantacinque |
| 5. cinquantanove    | 10. sessantotto    |

Exercise 15

1. Dove abita? OR Dove abitate?
2. Abito in via Chiaia, numero 36.
3. Qual'è il Suo numero di telefono?
4. 15.06.12.
5. Mi scusi, devo andare.
6. ArrivederLa a presto, Signor Capitano.
7. Molto lieto di averLa conosciuta, Signora.
8. ArrivederLa, Signore. OR Arrivederci, Signore.

Exercise 16

- Mr. Rossi: Where do you work, Lieutenant?
- Lieutenant Smith: I work at NSA.
- Mr. Rossi: Do you live in Naples?
- Lieutenant Smith: No, I live in Pozzuoli, 15 Marsala Street.
- Mr. Rossi: What is your telephone number?
- Lieutenant Smith: I don't have a telephone as yet.
- Mr. Rossi: Lieutenant, excuse me. I have an appointment.  
I have to go. See you soon.
- Lieutenant Smith: Good-bye, Mr. Rossi. See you soon.



Self-evaluation Quiz

1. Dove abita a Napoli?
2. Signori Rossi, scusatemi, devo andare.
3. Signora Bianchi, mi scusi, devo andare.
4. Molto lieto di averLa conosciuta, Signor Capitano.  
Molto lieta di averLa conosciuta, Signor Capitano.
5. Molto lieto di averVi conosciuti.  
Molto lieta di averVi conosciuti.
6. Arrivederci, Signor Capitano. OR ArrivederLa, Signor Capitano.  
ArrivederLa, Signorina, a presto. OR Arrivederci, Signorina, a presto.  
A presto, Tenente.
7. (Abita a Posillipo?)  
No, abito a Napoli.  
(In che via abita?)  
In via Caracciolo, numero 67.  
(Avete il telefono?)  
Si. OR Si, abbiamo il telefono.  
(Qual'è il Suo numero?)  
Quarantotto-venticinque-zero nove.

KEY

MODULE I, EXPANSION UNIT

Exercise 6

(Fa bel tempo a Napoli?)  
Is the weather nice in Naples?

(Si, fa bel tempo.)  
Yes, the weather's nice.

(Fa freddo in Alaska?)  
Is it cold in Alaska?

(Si, fa cattivo tempo. Nevica, piove e tira vento.)  
Yes, it's bad weather. It snows, rains, and it's windy.

(Fa bel tempo. Fa molto caldo e non piove molto.)  
It's nice weather. It's very warm and doesn't rain much.

(Nevica a Cortina d'Ampezzo?)  
Does it snow in Cortina d'Ampezzo?

(Si, nevica molto da Novembre a Marzo. Fa molto freddo.)  
Yes, it snows a lot from November to March. It's very cold.

Exercise 7

1. Che bella giornata!
2. Che tempo fa a Napoli?
3. Fa molto caldo a Catania?
4. Fa bel tempo a Capri?
5. Fa molto freddo a Verona?
6. Tira vento qui.
7. Mi piace moltissimo Napoli, ma qualche volta fa caldo.

# KEYS TO EXERCISES AND SELF-EVALUATION QUIZZES

---

## MODULE II, UNIT 1



Michelangelo's David  
Photo: Rico Heil  
cc-by-sa-3.0

### Exercise 3

1. È libera ora?
2. È libero questa sera?
3. È libera domani?
4. È libero questo pomeriggio?
5. È libero domani mattina?
6. È libero oggi?
7. È libera domani sera?

### Exercise 4

1. È libero questa sera?
2. È libera ora?
3. È libera questa mattina?
4. Siete liberi domani sera?
5. Siete liberi domani mattina.
6. Siete libere domani?

### Exercise 18

1. Duemilatrecento lire
2. Millesettecento lire
3. Tremilaseicento lire
4. Quattromila lire
5. Novecentoottanta lire
6. Duemilasettecento lire
7. Cinquemilaottocento lire
8. Settecentocinquanta lire
9. Tremilacinquecento lire
10. Millenovecento lire

Exercise 19

1. Duecentotrenta
2. Settecentotrentaquattro
3. Millecento
4. Milleguattrocentonovantadue
5. Duemilasettecentosettantasei
6. Quattromilanovecentotrentotto
7. Millenovecentocinquantadue
8. Millenovecentosessantatre
9. Millenovecentoottantadue

Exercise 20

1. È libero questo pomeriggio?
2. No, ma sono libero questa sera.
3. Hotel San Germano, per favore.
4. Non ho bagagli.
5. Ho una valigetta. OR Ho una piccola valigia.
6. Quant'è?
7. Sono duemilasettecentocinquanta lire.

Exercise 21

Captain Gentile: Good day, Lieutenant Smith. Where are you going?

Lieutenant Smith: To NATO, and you?

Captain Gentile: Me too. Let's take a taxi! Oh, here is one (of them). Are you free?

Taxi Driver: Yes, sir. Where are we going?

Captain Gentile: To NATO Headquarters, please.

Taxi Driver: It's at Bagnoli, true?

Captain Gentile: Yes, at Bagnoli.

Taxi Driver: Here's the Headquarters, sir.

Captain Gentile: Thank you. How much do I owe you?

Taxi Driver: Eight thousand five hundred lire.

Captain Gentile: Keep the change.

Self-evaluation Quiz

## Part I

1. È libero?
2. Ambasciata Americana, per favore.
3. Via Chiaia, numero venticinque, per favore.
4. È libero questo pomeriggio?
5. È libera questa sera?
6. Non sono libero domani. OR Non sono libera domani.
7. Quant'è?
8. (Dove vuole andare, Signore?)  
Where do you wish to go, sir?
9. (Ha bagagli, Signore?)  
Ho questa valigetta.  
Non ho bagagli.

## Part II

1. Duemilatrecento lire
2. Millesettecento lire
3. Tremilaseicento lire
4. Quattromila lire
5. Novecentoottanta lire
6. Duemilasettecento lire
7. Cinquemilaottocento lire
8. Settecentocinquanta lire
9. Tremilacinquecento lire
10. Millenovecento lire

You should have written:

- |          |           |
|----------|-----------|
| 1. 2.300 | 6. 2.700  |
| 2. 1.700 | 7. 5.800  |
| 3. 3.600 | 8. 750    |
| 4. 4.000 | 9. 3.500  |
| 5. 980   | 10. 1.900 |

Exercise 4

1. Quindicimila lire
2. Settemilacinquecento lire
3. Dodicimila lire
4. Cinquemilaquattrocento lire
5. Duemiladuecentotrenta lire
6. Millecinquecento lire
7. Tremilasettecentocinquanta lire
8. Novemilaquattrocentocinquanta lire
9. Settemilaottocento lire
10. Seimilaseicentoottanta lire

Exercise 7

1. Le tredici e quarantacinque
2. Le quattordici e venticinque
3. Le diciasette e trentasette
4. Le diciannove e quarantacinque
5. Le venti e quindici
6. L'una e diciasette
7. Le quindici e cinquantadue
8. Le ventuno e quindici
9. Le sedici e trenta
10. Le ventidue e quaranta

Exercise 10

- |                             |                           |
|-----------------------------|---------------------------|
| 1. L'una e venti            | 6. Le otto meno un quarto |
| 2. Le quattro e mezzo       | 7. Le undici e cinque     |
| 3. Le nove meno venticinque | 8. Le sette e dieci       |
| 4. Le sette e un quarto     | 9. Le sei e venticinque   |
| 5. Le dieci meno venti      | 10. Le due meno dieci     |

Exercise 16

1. (I gabinetti sono in fondo al corridoio, a destra.)  
The restrooms are at the end of the hallway to the right.
2. (I binari sono in fondo alla sala, laggiù.)  
The tracks are at the end of the room, over there.
3. (Il bar è in fondo alla sala, a sinistra.)  
The bar is at the end of the room, to the left.
4. (Il Suo treno è laggiù.)  
Your train is over there.

Exercise 17

1. Mi dia un biglietto di andata per Verona, per piacere.
2. Un biglietto di andata e ritorno per Roma, prima classe, per favore.
3. Mi dia due biglietti per Firenze, prima classe.
4. C'è la seconda classe in questo treno?
5. Non c'è la seconda classe?
6. A che ora parte il treno per Roma?
7. A che ora arriva il treno da Venezia?
8. Dove sono i gabinetti?
9. Il bar è in fondo al corridoio, a destra.

Exercise 18

- Don Smith: Good day. Excuse me, at what time does the next train for Vicenza leave?
- Ticket Agent: The fast train for Verona, Number 81, leaves at twenty past midnight and arrives at 8:30.
- Don Smith: I have to change at Verona?
- Ticket Agent: Yes, at 9:25 [there] is the connection for Vicenza.
- Don Smith: OK. Give me a one-way first class. How much is it?
- Ticket Agent: A ticket and a transfer, Naples-Vicenza, 60,000 lire.
- Don Smith: Please, where's the bar?
- Ticket Agent: It's over there, at the end of the hallway, to the left.
- Don Smith: I need a porter. Where are they?
- Ticket Agent: Here's one. Hey, porter!
- Don Smith: Thank you very much.

Self-evaluation Quiz

## Part I

1. Un biglietto di andata e ritorno, seconda classe per Roma, per favore. OR Mi dia un biglietto di andata e ritorno, seconda classe per Roma, per favore.
2. Non c'è la seconda classe sul Palatino?
3. Quanto costa un biglietto di prima classe?
4. (Non c'è la seconda classe in questi treni.)  
There is no second class on these trains.
5. Mi dia una prima. OR Mi dia un biglietto di prima classe.
6. Mi scusi, Signore. Che ore sono? OR Mi scusi, Signore.  
Che ora è?
7. Dove sono i gabinetti?
8. Dov'è il ristorante?



## Part II

1. Ottomilasettecentotrenta lire
2. Quindicimilaquattrocento lire
3. Quattromilacinquecento lire
4. Ventiduemilatrecentoquaranta lire
5. Novemilaottocentosessanta lire
6. Diciassettemiladuecentoottanta lire
7. Trentamilacinquecentoventicinque lire
8. Seimilacentotrenta lire
9. Diecimiladuecentoottanta lire
10. Sedecimilatrecentoquaranta lire

## Part III

- |                           |                               |
|---------------------------|-------------------------------|
| 1. Mezzogiorno e mezzo    | 6. Le cinque e cinque         |
| 2. Le otto meno un quarto | 7. Le quattro meno dieci      |
| 3. Le nove e mezzo        | 8. Le otto e un quarto        |
| 4. L'una e dieci          | 9. Le undici meno venticinque |
| 5. Le dieci meno venti    | 10. Le tre meno cinque        |

## Part IV

1. b
2. f
3. e
4. a
5. c

## Part V

- |      |       |
|------|-------|
| 1. c | 8. k  |
| 2. e | 9. n  |
| 3. a | 10. l |
| 4. b | 11. m |
| 5. f | 12. g |
| 6. d | 13. j |
| 7. i |       |

KEY

MODULE II, UNIT 3

Exercise 3

1. Devo lavorare.
2. Devo partire alle cinque.
3. Devo cambiare alla stazione.
4. Devo lavorare stasera. OR Devo lavorare questa sera.
5. Devo prendere l'autobus.
6. Devo partire ora.

Exercise 8

1. Mi scusi, Signore. Per andare a Gaeta, per cortesia?
2. Per andare al Consolato Americano dove devo cambiare?
3. Devo cambiare a Verona?
4. Devo prendere il 24?
5. Deve lavorare questa sera?
6. Va bene. Allora vorrei una coincidenza per Vicenza.
7. Quant'è?
8. Vorrei partire alle quattro.

Exercise 9At the Naples Station

Don Smith: To go to Vicenza, do I have to change train[s]?  
 Ticket Agent: Yes, you have to change at Verona and there take  
 the connection to Vicenza at 7:15.  
 Don: OK. I would like a transfer ticket to Vicenza.  
 Ticket Agent: It's 60,000 lire.

At a bus stop in Naples

Don Smith: Excuse me. To go to the American Consulate in  
 Caracciolo Street, which bus do I have to take?  
 A Passerby: You have to take the 26, transfer at Piazzale  
 Tecchio and take the 102.  
 Don: Many thanks.  
 A Passerby: Don't mention it.

Self-evaluation Quiz

## Part I

1. Per andare alla NATO dove devo cambiare?
2. Mi scusi. Per andare al Consolato Americano quale autobus devo prendere?
3. Vorrei un biglietto per via Chiaia.
4. (Per andare al Consolato Americano, deve prendere il 26, cambiare in Piazzale Tecchio, e prendere il 102.)  
 He said that in order to go to the American Consulate you have to take the 26, transfer at Piazzale Tecchio and take the 102.
5. (Ecco. Sono 100 lire, per cortesia.)  
 The ticket agent said, "Here. One hundred lire, please."

## Part II

- |      |      |
|------|------|
| 1. c | 5. g |
| 2. d | 6. e |
| 3. f | 7. a |
| 4. b |      |

KEY

MODULE II, UNIT 4

Exercise 7

1. (Vada sempre diritto.)  
Go straight ahead.
2. (Vada sempre diritto per circa otto km.)  
Go straight ahead for about eight km.
3. (Vada sempre diritto per una quindicina di km, poi giri a sinistra.)  
Go straight ahead for about 15 km, then turn left.
4. (Giri a destra. Poi vada sempre diritto per una ventina di km.)  
Turn right. Then go straight ahead for about 20 km.
5. (Giri a sinistra. Vada avanti per 10 km. Al crocevia, giri a sinistra.)  
Turn left. Keep going for 10 km. At the crossroad, turn left.
6. (C'è una stazione IP a una diecina di km sempre diritto.)  
There is an IP station about 10 km straight ahead.

Exercise 10

1. Mi scusi, Signore. C'è una stazione IP nelle vicinanze?
2. Faccia il pieno di super, per favore.
3. Vorrei 15,000 lire di super, per favore.
4. Accettate i buoni NATO per la benzina?
5. Per andare alla Stazione Centrale è sempre diritto?
6. Mi scuse, non capisco.
7. Ho capito, grazie.
8. Può parlare lentamente, per favore?
9. Vorrebbe controllare l'olio e il radiatore?

Exercise 12

Don Smith: Excuse me. [I need some] a direction[s], please.

Passerby: Please.

Don: I would like to get some gas. Is there an Agip or a IP station nearby?

Passerby: Go straight ahead. After the third stop-light, don't take the first, but the second street to the left.

Don: Excuse me, what's the street's name?

Passerby: Verdi Street, and [there] after about 100 meters right in front of the subway station [there] is the Agip station.

Don: Many thanks.

Passerby: Don't mention it.

Don Smith: Forty liters of super, please. Do you take NATO gas coupons?

Station Attendant: Certainly.

Don: To get to Rome, please?

Station Attendant: You can take Highway A2; you must go through Gaeta.

Don: How is the road today?

Station Attendant: The highway is in good shape; there's no fog.

Don: Thank you. Can you check the oil?

Station Attendant: Yes, sir. The oil is fine.

Don: Here're two 20-liter coupons.

Station Attendant: Many thanks. Have a good trip.

Self-evaluation Quiz

## Part I

1. a                      2. c                      3. c                      4. a

## Part II

1. C'è una stazione Agip nelle vicinanze?
2. Ci sono tassì nelle vicinanze?
3. Faccia il pieno di super.
4. Vorrei 15.000 lire di super.
5. Accettate i buoni NATO per la benzina?
6. Mi scusi, per andare a Roma?
7. Scusi, non capisco, può parlare più lentamente.
8. Vorrebbe controllare l'olio e il radiatore?
9. Grazie tante. Quant'è?

## Part III

- |      |      |
|------|------|
| 1. e | 4. c |
| 2. f | 5. a |
| 3. d |      |

## Part IV

- |      |      |
|------|------|
| 1. e | 4. h |
| 2. c | 5. f |
| 3. g |      |

## Part V

- |                       |                |
|-----------------------|----------------|
| 1. 18.500 lire        | 4. 65.000 lire |
| 2. 15.750, 1.800 lire | 5. 5 km        |
| 3. About 40 km        |                |

## Part VI

- |      |       |
|------|-------|
| 1. f | 8. j  |
| 2. c | 9. b  |
| 3. i | 10. a |
| 4. e | 11. m |
| 5. g | 12. d |
| 6. l | 13. h |
| 7. k |       |

KEY

MODULE II, EXPANSION UNIT

Exercise 5

1. Mi scusi. Ho un guasto alla macchina.
2. Potrebbe darmi un passaggio fino al prossimo paese?
3. Da dove posso telefonare?
4. C'è qualcuno che parla inglese?
5. C'è stato un incidente stradale vicino a Gaeta a circa 15 km da qui.
6. Può chiamare la polizia militare?
7. Sono ferito. Può aiutarmi?
8. Sono ferito. Può chiamare un'ambulanza?
9. Non muovetemi. Mi fa male qui.
10. Ci sono dei feriti. Può chiamare la polizia, presto!
11. Ho una gomma a terra. Può aiutarmi?
12. Sono senza benzina. Può darmi un passaggio fino alla prossima stazione di servizio?

# KEYS TO EXERCISES AND SELF-EVALUATION QUIZZES

---



Michelangelo's David  
Photo: Rico Heil  
cc-by-sa-3.0

## MODULE III, UNIT 1

### Exercise 9

1. Io vorrei uno scotch con ghiaccio.
2. La cena è alle otto e mezza.
3. C'è un buon ristorante nelle vicinanze?
4. Dove andiamo a mangiare oggi?
5. Andiamo a bere qualcosa.
6. Signorina, il menù, per favore.
7. Cameriere, una tavola per due, per cortesia.
8. Vorrei andare alla rosticceria.
9. Io vorrei un martini americano con ghiaccio.
10. Mi dia un Campari soda.

### Exercise 10

- Waiter: Good day, sir, ladies, Are you (in) three?
- Don Smith: Yes. A table for three, please.
- Waiter: This way, please. Here's the menu. Do you wish an aperitif?
- Mrs. Smith: Nothing for me, thanks.
- Don Smith: I'd like a Campari and soda.
- Waiter: And you, ma'am?
- Signora Rossi: I'd like a bourbon on the rocks.
- Waiter: OK, sir, ladies. Many thanks.



Self-evaluation Quiz

1. C'è un buon ristorante nelle vicinanze?
2. Buona sera, Signore.
3. Una tavola per due, per favore.
4. (Prego. Da questa parte, Signori.)  
This way, please, sir, ma'am.
5. Cameriere, il menù, per favore.
6. (Ecco il Suo scotch.)  
Here's your scotch.
7. (Desidera prendere un aperitivo?)  
Would you like to have an aperitif?
8. Io vorrei uno scotch con ghiaccio. OR Vorrei uno scotch  
con ghiaccio.
9. Niente per me, Signorina, grazie.

KEY

MODULE III, UNIT 2

Exercise 10

1. Mi porti il cosciotto d'agnello.
2. Io prenderei il pollo arrosto.
3. Vorrei delle costole d'agnello.
4. Mi porti dei funghi.
5. Prenderei il maiale arrosto e i fagiolini.
6. Mi porti una bistecca ai ferri, al punto, per favore.
7. Prenderei una bistecca alla fiorentina e delle patate fritte.
8. Vorrei le bracioline di maiale.

Exercise 18

1. Vorrei una birra.
2. Cameriere, mi porti un bicchiere di vino, per favore.
3. Cameriere, ci porti dell'acqua minerale, per favore.
4. Cameriere, mi porti dello zucchero e del latte, per favore.
5. Vorrei dei cubetti di ghiaccio, per favore.
6. Può portare un portacenere, per favore?
7. Vorrei del pollo arrosto con piselli.
8. Vorrei del cosciotto d'agnello con fagiolini.
9. Vorrei una bistecca con spinaci.
10. Vorrei delle bracioline di maiale con funghi.
11. Cameriere, mi porti del pane.
12. Una bottiglia di Capri bianco, per favore.
13. Cameriere, mi porti dei cubetti di ghiaccio, per favore.
14. Preferisco la mia bistecca al sangue.
15. Vorrei una birra, Peroni, per favore.
16. Vorrei mangiare del pesce.
17. Io preferisco la carne.

Exercise 19

- Waiter: What do you wish today?
- Don Smith: Some fisherman's style rice for my wife and some peasant style penne for me.
- Waiter: Very well. And for (the) second (course), ma'am?
- Mrs. Smith: Excuse me, what are these scampi al cognac?  
Are they good?
- Waiter: A kind of large prawn from the Adriatic, cooked in cognac. They are excellent, ma'am. And for a side dish?
- Mrs. Smith: Let's see. Some cooked vegetables.
- Waiter: OK. And the gentleman wishes?
- Don Smith: I would like a steak Florentine style with spinach and lemon.
- Waiter: How do you want it?
- Don Smith: Rare, please.
- Waiter: And to drink? (Should) I bring some wine?
- Don Smith: Yes, a liter of red house wine.
- Mrs. Smith: I instead would take a beer.
- Waiter: What beer would you like? National or foreign?
- Mrs. Smith: A Peroni, please.
- Waiter: Very well, thank you.

Self-evaluation Quiz

1. (Che cosa desiderate per cominciare?)  
What would you like to start (with)?
2. Cos'è questo?
3. (Sono un tipo di gamberi dell'Adriatico, cotti con cognac.)  
They are a kind of large prawn from the Adriatic Sea, cooked in cognac.
4. a. Io vorrei del pollo.  
b. Io vorrei del pesce oggi.

5.
  - a. Io prenderei del prosciutto.
  - b. Io prenderei degli antipasti (antipasto).
  - c. Io prenderei del'insalata verde.
  - d. Io prenderei delle verdure cotte.
6.
  - a. Prenderei una bistecca con patate fritte.
  - b. Prenderei del pollo arrosto con piselli.
  - c. Vorrei del cosciotto d'agnello con fagioloni.
  - d. Vorrei una lombatina con contorno,
  - e. Prenderei del fritto misto.
7. (Vuole dei funghi o degli spinaci per contorno?)  
Do you want some mushrooms or some spinach as a side dish?
8. (Che vorrebbe bere, del vino, o della birra?)  
What would you like to drink, some wine or some beer?
9.
  - a. Vorrei mezzo litro di vino rosso da tavola.
  - b. Vorrei una bottiglia di Falerno rosso.
  - c. Vorrei una bottiglia di Capri bianco.
  - d. Vorrei un bicchiere di birra.
10.
  - a. Cameriere, mi porti del pane e del burro.
  - b. Cameriere, mi porti dell'acqua minerale.
  - c. Cameriere, mi porti del sale.
  - d. Cameriere, mi porti dello zucchero.
  - e. Cameriere, mi porti una forchetta.
  - f. Cameriere, mi porti un portacenere.

KEY

MODULE III, UNIT 3

Exercise 7

1. Prenderei una torta di fragole.
2. Io vorrei dell'uva.
3. Vorremmo un pò di frutta.
4. Prenderei una coppa di gelato al cioccolato.
5. Vorrei delle ciliege.
6. Vorremmo delle pere.

Exercise 10

1. Vorremmo della frutta.
2. Cameriere, può portare dell'acqua fresca, per favore?
3. Vorrei anche del formaggio Bel Paese.
4. Prenderei un'insalata verde.
5. Non voglio formaggio. Prenderei un pò di gelato alla vaniglia.
6. Vorremmo dell'uva e delle ciliege.
7. Prenderei della torta di fragole.
8. Cameriere, vorremmo il conto.
9. Due caffè e il conto, per favore.
10. Cameriere, ci porti il conto, per favore.

Exercise 11

Waiter: Is everything OK, sir, ma'am?

Don Smith: Very well. Everything was delicious. We have eaten very well.

Waiter: Do you want anything else?

Don Smith: A little bit of cheese and some fruit--some pears.

Mrs. Smith: I, a cup of strawberry ice cream.

Waiter: Would you also like some coffee?

Don Smith: Yes, two espressos and the check, please.

Waiter: Yes, sir, ma'am. Would you like (do you take) a liqueur offered by the house?

Don Smith: Yes, many thanks. A brandy for me and a Strega for my wife.

Don Smith: Waiter, excuse me, where is the ladies' room?

Waiter: In the hallway, the first door to the left.

Don Smith: (A) thousand thanks.

Waiter: Don't mention it, sir.

Self-evaluation Quiz

1. Cameriere, vorremmo del'insalata.
2. (Che formaggio preferisce, del Bel Paese o della fontina?)  
What cheese do you prefer, some Bel Paese or some fontina?
3. Non voglio formaggio; prenderei della frutta.
4. Signorina, vorremmo dell'uva e delle pere.
5. Della torta di fragole per me e una coppa di gelato al cioccolato per mia moglie.
6. Signorina, due espressi e il conto, per favore.
7. Cameriere, ci porti due caffè, un brandy, e il conto, per favore.

KEY

MODULE III, EXPANSION UNIT

Exercise 6

1. Vorrei delle uova al prosciutto.
2. Prenderei delle uova con pancetta.
3. Mi porti della marmellata e del burro, per favore.
4. Prenderei un caffè con panna e due briosce.
5. Mi dia un caffelatte e due panini.
6. Uova strapazzate per me e un'omelette al prosciutto per mia moglie.
7. Mi dia due uova alla coque e pane tostato.
8. Porti anche un bicchiere di succo d'arancia e del tè.
9. Prenderei un'omelette ai funghi e un bicchiere di cioccolata fredda.
10. Avete del succo di pompelmo?



Appendix – List of Images

PDF Page(s)	Document Page(s)	Image Link	License	Modifications
2	Title page	<a href="http://commons.wikimedia.org/wiki/File:David_von_Michelangelo.jpg">http://commons.wikimedia.org/wiki/File:David_von_Michelangelo.jpg</a>	<a href="http://creativecommons.org/licenses/by-sa/3.0/">http://creativecommons.org/licenses/by-sa/3.0/</a>	
17	10	<a href="http://commons.wikimedia.org/wiki/File:Languages_spoken_in_Italy.svg">http://commons.wikimedia.org/wiki/File:Languages_spoken_in_Italy.svg</a>	Public Domain	
23, 95, 188	16, 88, 181	<a href="http://commons.wikimedia.org/wiki/File:Wenecja_San_Giorgo_Maggiore.JPG">http://commons.wikimedia.org/wiki/File:Wenecja_San_Giorgo_Maggiore.JPG</a>	<a href="http://creativecommons.org/licenses/by-sa/3.0/">http://creativecommons.org/licenses/by-sa/3.0/</a>	Monochrome
28	21	<a href="http://commons.wikimedia.org/wiki/File:Handshake_(Workshop_Cologne_'06).jpeg">http://commons.wikimedia.org/wiki/File:Handshake_(Workshop_Cologne_'06).jpeg</a>	<a href="http://creativecommons.org/licenses/by-sa/3.0/">http://creativecommons.org/licenses/by-sa/3.0/</a>	
29, 39, 57, 69, 81, 99, 115, 137, 149, 169, 191, 203, 221, 233	22, 32, 50, 62, 74, 92, 108, 130, 142, 162, 184, 196, 214, 226	<a href="http://commons.wikimedia.org/wiki/File:San_Giovanni_Laterano_Rom.jpg">http://commons.wikimedia.org/wiki/File:San_Giovanni_Laterano_Rom.jpg</a>	<a href="http://creativecommons.org/licenses/by-sa/2.5/">http://creativecommons.org/licenses/by-sa/2.5/</a>	Monochrome
30, 40, 58, 70, 82, 100, 116, 138, 150, 170, 192, 204, 222, 234	23, 33, 51, 63, 75, 93, 109, 131, 143, 163, 185, 197, 215, 227	<a href="http://commons.wikimedia.org/wiki/File:Brogi_Giacomo_(1822-1881)_-_Milano_-_Arco_della_pace_costruito_col_disegno_di_Cagnola_-n._3831.jpg">http://commons.wikimedia.org/wiki/File:Brogi_Giacomo_(1822-1881)_-_Milano_-_Arco_della_pace_costruito_col_disegno_di_Cagnola_-n._3831.jpg</a>	Public Domain	Monochrome
31, 41, 59, 71, 83, 101, 117, 139, 151, 171, 193, 205, 223, 235	24, 34, 52, 64, 76, 94, 110, 132, 144, 164, 186, 198, 216, 228	<a href="http://commons.wikimedia.org/wiki/File:Leaning_Tower_of_Pisa.jpg">http://commons.wikimedia.org/wiki/File:Leaning_Tower_of_Pisa.jpg</a>	<a href="http://creativecommons.org/licenses/by-sa/3.0/">http://creativecommons.org/licenses/by-sa/3.0/</a>	Monochrome
32, 42, 60, 72, 84, 102, 120, 140, 152, 172, 194, 206, 224, 237	25, 35, 53, 65, 77, 95, 113, 133, 145, 165, 187, 199, 217, 230	<a href="http://commons.wikimedia.org/wiki/File:Venice_square_04560.JPG">http://commons.wikimedia.org/wiki/File:Venice_square_04560.JPG</a>	Public Domain	Greyscale

37, 55, 67, 79, 113, 132, 146, 163, 201, 218, 231	30, 48, 60, 72, 106, 125, 139, 156, 194, 211, 224	<a href="http://commons.wikimedia.org/wiki/File:Mbcourmayeur0001.jpg">http://commons.wikimedia.org/wiki/File:Mbcourmayeur0001.jpg</a>	<a href="http://creativecommons.org/licenses/by-sa/3.0/">http://creativecommons.org/licenses/by-sa/3.0/</a>	Monochrome
38	31	<a href="http://commons.wikimedia.org/wiki/File:Napoli.jpg">http://commons.wikimedia.org/wiki/File:Napoli.jpg</a>	<a href="http://creativecommons.org/licenses/by-sa/3.0/">http://creativecommons.org/licenses/by-sa/3.0/</a>	
49	42	<a href="http://commons.wikimedia.org/wiki/File:Ponte_ferroviano_Recco_01.jpg">http://commons.wikimedia.org/wiki/File:Ponte_ferroviano_Recco_01.jpg</a>	<a href="http://creativecommons.org/licenses/by/3.0/">http://creativecommons.org/licenses/by/3.0/</a>	
56	49	<a href="http://commons.wikimedia.org/wiki/File:Orvieto008.jpg">http://commons.wikimedia.org/wiki/File:Orvieto008.jpg</a>	<a href="http://creativecommons.org/licenses/by-sa/3.0/">http://creativecommons.org/licenses/by-sa/3.0/</a>	
68	61	<a href="http://commons.wikimedia.org/wiki/File:Corneliaapartimenti2.jpg">http://commons.wikimedia.org/wiki/File:Corneliaapartimenti2.jpg</a>	<a href="http://creativecommons.org/licenses/by-sa/3.0/">http://creativecommons.org/licenses/by-sa/3.0/</a>	
80	75	<a href="http://commons.wikimedia.org/wiki/File:Vernazza_Marina.jpg">http://commons.wikimedia.org/wiki/File:Vernazza_Marina.jpg</a>	<a href="http://creativecommons.org/licenses/by-sa/3.0/">http://creativecommons.org/licenses/by-sa/3.0/</a>	
87	80	<a href="http://commons.wikimedia.org/wiki/File:CARTE_ITALIE_R2.png">http://commons.wikimedia.org/wiki/File:CARTE_ITALIE_R2.png</a>	<a href="http://creativecommons.org/licenses/by-sa/3.0/">http://creativecommons.org/licenses/by-sa/3.0/</a>	
98	91	<a href="http://commons.wikimedia.org/wiki/File:Rome_Traffic.jpg">http://commons.wikimedia.org/wiki/File:Rome_Traffic.jpg</a>	<a href="http://creativecommons.org/licenses/by/2.0/">http://creativecommons.org/licenses/by/2.0/</a>	
114	107	<a href="http://commons.wikimedia.org/wiki/File:Fiumicino_Station.jpg">http://commons.wikimedia.org/wiki/File:Fiumicino_Station.jpg</a>	<a href="http://creativecommons.org/licenses/by-sa/3.0/">http://creativecommons.org/licenses/by-sa/3.0/</a>	
119	112	<a href="http://commons.wikimedia.org/wiki/File:Italy_TAV.png">http://commons.wikimedia.org/wiki/File:Italy_TAV.png</a>	<a href="http://creativecommons.org/licenses/by-sa/3.0/">http://creativecommons.org/licenses/by-sa/3.0/</a>	
136	129	<a href="http://commons.wikimedia.org/wiki/File:Auto_14CB.JPG">http://commons.wikimedia.org/wiki/File:Auto_14CB.JPG</a>	Public Domain	
148	141	<a href="http://commons.wikimedia.org/wiki/File:Agip.JPG">http://commons.wikimedia.org/wiki/File:Agip.JPG</a>	Public Domain	
160	153	<a href="http://commons.wikimedia.org/wiki/File:Cartei_stradai_bilengai.jpg">http://commons.wikimedia.org/wiki/File:Cartei_stradai_bilengai.jpg</a>	<a href="http://creativecommons.org/licenses/by-sa/2.5/">http://creativecommons.org/licenses/by-sa/2.5/</a>	
168	161	<a href="http://upload.wikimedia.org/wikipedia/commons/9/90/Frazione_Due_Porte_di_Pavia.jpg">http://upload.wikimedia.org/wikipedia/commons/9/90/Frazione_Due_Porte_di_Pavia.jpg</a>	<a href="http://creativecommons.org/licenses/by/2.0/">http://creativecommons.org/licenses/by/2.0/</a>	Plate blurred
190	183	<a href="http://commons.wikimedia.org/wiki/File:Open_Bar-Villa_Miani-Rome.jpg">http://commons.wikimedia.org/wiki/File:Open_Bar-Villa_Miani-Rome.jpg</a>	<a href="http://creativecommons.org/licenses/by/2.0/">http://creativecommons.org/licenses/by/2.0/</a>	Faces blurred
220	213	<a href="http://commons.wikimedia.org/wiki/File:Capuccino_Italy.jpg">http://commons.wikimedia.org/wiki/File:Capuccino_Italy.jpg</a>	<a href="http://creativecommons.org/licenses/by/2.0/">http://creativecommons.org/licenses/by/2.0/</a>	

229	222	<a href="http://commons.wikimedia.org/wiki/File:Ice_cream_shop_in_Italy.JPG">http://commons.wikimedia.org/wiki/File:Ice_cream_shop_in_Italy.JPG</a>	<a href="http://creativecommons.org/licenses/by-sa/3.0/">http://creativecommons.org/licenses/by-sa/3.0/</a>	
232	225	<a href="http://commons.wikimedia.org/wiki/File:Breakfast_in_Italy.jpg">http://commons.wikimedia.org/wiki/File:Breakfast_in_Italy.jpg</a>	<a href="http://creativecommons.org/licenses/by-sa/2.0/">http://creativecommons.org/licenses/by-sa/2.0/</a>	
250, 259, 272	243, 252, 280	<a href="http://commons.wikimedia.org/wiki/File:David_von_Michelangelo.jpg">http://commons.wikimedia.org/wiki/File:David_von_Michelangelo.jpg</a>	<a href="http://creativecommons.org/licenses/by-sa/3.0/">http://creativecommons.org/licenses/by-sa/3.0/</a>	Greyscale